

FINANCIAL STATEMENTS (UNAUDITED)

OF

TRUST BANK LIMITED

FOR THE FIRST QUARTER ENDED 31 MARCH 2017

TRUST BANK LIMITED
and its subsidiaries
Consolidated Balance Sheet (Unaudited)
As at 31 March 2017

	Notes	31.03.2017 (Unaudited) Taka	31.12.2016 (Audited) Taka
PROPERTY AND ASSETS			
Cash			
Cash in hand (including foreign currencies)	3	3,275,615,920	3,354,653,593
Balance with Bangladesh Bank and its agent bank(s) (including foreign currencies)		12,018,192,807	12,290,974,572
		15,293,808,727	15,645,628,165
Balance with other banks and financial institutions			
In Bangladesh	4 (a)	2,593,283,927	12,456,950,291
Outside Bangladesh		2,304,473,264	2,277,896,641
		4,897,757,191	14,734,846,932
Money at call and short notice	5	960,000,000	1,040,000,000
Investments			
Government	6 (a)	21,865,570,249	29,063,495,448
Others		3,425,564,427	3,400,634,897
		25,291,134,676	32,464,130,345
Loans and Advances/Islami Banking Investments			
Loans, Cash Credit, Overdrafts etc./ Investment	7 (a)	153,212,878,005	141,092,897,001
Bills purchased and discounted		3,752,805,451	3,345,516,811
		156,965,683,456	144,438,413,812
Fixed assets including premises, furniture and fixtures	8 (a)	776,251,785	812,822,751
Other assets	9 (a)	2,824,538,348	2,414,205,902
Non-banking assets		-	-
Total Assets		207,009,174,183	211,550,047,907
LIABILITIES AND CAPITAL			
Liabilities			
Borrowings from other banks, financial institutions and agents	10 (a)	18,400,716,802	17,954,568,344
Deposits and other accounts			
Current / Al-wadeeah Current Accounts and other Accounts	11 (a)	23,649,205,931	20,771,286,904
Bills Payable		1,885,693,396	2,843,870,218
Savings Bank / Mudaraba Savings Deposits		26,162,874,326	24,167,087,940
Fixed Deposits / Mudaraba Term Deposits		115,186,234,320	124,956,200,748
Bearer Certificates of Deposit		-	-
Other Deposits		-	-
		166,884,007,973	172,738,445,810
Other liabilities	12 (a)	9,639,563,643	9,340,403,441
Total Liabilities		194,924,288,418	200,033,417,595
Capital/Shareholders' Equity			
Paid up Capital	13.2	5,063,329,240	5,063,329,240
Minority Interest	13 (a)	811	789
Foreign Currency Translation Reserve		587,491	452,615
Statutory Reserve	14	4,217,954,493	4,027,401,519
Other Reserve	15	23,717,506	39,863,658
Retained Earnings	16 (a)	2,779,296,224	2,385,582,491
Total Shareholders' Equity		12,084,885,765	11,516,630,312
Total Liabilities and Shareholders' Equity		207,009,174,183	211,550,047,907

Notes	31.03.2017 (Unaudited) Taka	31.12.2016 (Audited) Taka
-------	-----------------------------------	---------------------------------

OFF-BALANCE SHEET ITEMS

Contingent Liabilities

Acceptances and endorsements	16,356,350,187	16,366,476,215
Letter of Guarantees	16,260,339,565	14,758,570,174
Irrevocable Letter of Credits	28,362,388,304	25,505,981,328
Bills for collection	4,143,469,303	4,857,108,464
	65,122,547,359	61,488,136,181

Other Contingent Liabilities

Value of travelers' cheques in hand

	-	-
Total:	65,122,547,359	61,488,136,181

Other commitments

Documentary Credit and short term trade -related transactions	-	-
Forward assets purchased and forward deposits placed	-	-
Undrawn note issuance and revolving facilities	-	-
Undrawn formal standby facilities, credit lines and other commitments	-	-
	-	-
Total Off-Balance Sheet items including contingent liabilities	65,122,547,359	61,488,136,181

The annexed notes 1-44 form an integral part of the Financial Statements.


Chief Financial Officer


Company Secretary


Managing Director



Vice Chairman


Chairman

TRUST BANK LIMITED
and its subsidiaries
Consolidated Profit and Loss Account
For the period from January to March 31, 2017 (First Quarter)

	Notes	January to March 31, 2017 Taka	January to March 31, 2016 Taka
Interest income / Profit on Investment	19 (a)	3,242,394,577	3,403,793,613
Interest / Profit paid on deposits and borrowings etc.	20 (a)	2,122,660,619	2,196,464,135
Net interest income		1,119,733,958	1,207,329,478
Income from investments	21 (a)	618,616,455	518,676,963
Commission, exchange and brokerage	22 (a)	298,237,262	297,694,507
Other operating income	23 (a)	101,360,106	114,193,323
		1,018,213,823	930,564,793
Total operating income		2,137,947,781	2,137,894,271
Salaries and allowances	24 (a)	430,180,800	396,536,461
Rent, taxes, insurance, electricity, etc.	25 (a)	169,947,157	154,684,462
Legal expenses		43,550	352,900
Postage, stamps, telecommunications, etc.	26 (a)	27,902,234	33,655,409
Stationery, printing, advertisement etc.	27 (a)	9,708,079	16,105,481
Managing Director's salary and benefits		3,102,900	2,951,700
Directors' fees	28 (a)	748,000	568,720
Auditors' fee		-	-
Charges on loan losses		-	-
Depreciation and repair of bank's assets	29 (a)	54,916,336	53,836,393
Other expenses	30 (a)	140,935,914	141,567,707
Total operating expenses		837,484,970	800,259,233
Profit before provision		1,300,462,811	1,337,635,038
Provision for loans & advances / Investments	31 (a)	193,427,500	282,148,000
Provision for Diminution in value of Investment	32 (a)	(4,891,398)	(5,978,243)
Other provision	33	36,851,814	7,852,000
		225,387,916	284,021,757
Total Profit before Taxes		1,075,074,895	1,053,613,281
Provision for Taxation			
Current tax	12.7 (a)	498,028,590	545,582,624
Deferred tax		(7,220,424)	(7,524,999)
		490,808,166	538,057,625
Net Profit after Taxation		584,266,729	515,555,656
Appropriations			
Statutory Reserve	14.1	190,552,974	204,855,688
General reserve		-	-
		190,552,974	204,855,688
Retained surplus		393,713,755	310,699,968
Earning per share (EPS)	35 (a)	1.15	1.02

The annexed notes 1-44 form an integral part of the Financial Statements.


Chief Financial Officer


Company Secretary


Managing Director


Vice Chairman


Chairman

TRUST BANK LIMITED
and its subsidiaries
Consolidated Statements of Cash Flow
For the period from January to March 31, 2017 (First Quarter)

Notes	January to March 31, 2017 Taka	January to March 31, 2016 Taka
A. Cash flow from operating activities		
Interest received in cash	2,797,090,886	3,392,863,088
Interest payments	(1,962,367,697)	(2,190,646,536)
Dividend receipts	12,936	188,025
Fees and commission receipts in cash	269,102,949	300,806,126
Recoveries of loans previously written off	-	-
Cash paid to employees	(677,166,141)	(636,536,971)
Cash paid to suppliers	(4,133,843)	(15,695,625)
Income Taxes paid	(340,791,090)	(436,297,313)
Received from other operating activities (item-wise)	36 (a) 896,596,114	422,415,163
Payments for other operating activities (item-wise)	37 (a) (312,951,861)	(289,634,792)
Operating profit before changes in operating Assets and Liabilities	665,392,253	547,461,165
Increase/(Decrease) in operating assets & liabilities		
Statutory Deposits	-	-
Net Investment in trading securities	(24,929,530)	(77,849,309)
Loan & advance to other banks	-	-
Loan & advance to customers	(12,284,224,660)	(291,586,024)
Other assets (item-wise)	38 (a) (84,156,442)	97,608,633
Deposits from other banks	621,087,901	(20,026,261)
Deposits from customers	(6,584,685,351)	6,028,384,202
Other liabilities account of customers	-	-
Trading liabilities	-	-
Other liabilities (item-wise)	39 (a) (183,074,516)	(25,528,490)
Net cash from operating activities (A)	(17,874,590,344)	6,258,463,916
B. Cash flow from investing activities		
Proceeds from sale of securities	-	-
Payments for purchase of government securities	7,182,622,547	301,472,437
Purchase of property, plant & equipment	(10,287,797)	(41,234,107)
Purchase of intangible assets	(5,924)	(48,983,443)
Sale of property, plant & equipment	49,500	30,750
Purchase/ Sale of Subsidiary	-	-
Net cash from investing activities (B)	7,172,378,326	211,285,637
C. Cash flow from financing activities		
Increase/(Decrease) in Borrowing:		
Call loan	-	(1,110,000,000)
Other borrowings	407,876,886	(32,578,642)
Dividend paid in cash	-	-
Net cash from financing activities (C)	407,876,886	(1,142,578,642)
D. Net increase in Cash and Cash Equivalent (A+B+C)	(10,294,335,132)	5,327,170,911
E. Effects of exchange rate changes on cash and cash equivalents	26,269,453	(2,735,820)
F. Opening Cash and Cash Equivalent	31,424,380,197	19,070,021,816
G. Cash and cash equivalents at end of year (D+E+F)	21,156,314,518	24,394,456,907
Consolidated Cash and Cash Equivalents at the end of the year		
Cash in hand (including foreign currencies)	3.1 3,275,615,920	3,056,183,522
Balance with Bangladesh Bank & Sonali Bank (Incl. FCs)	3.2 12,157,262,279	10,942,014,427
Balance with Other Bank and Financial Institutions	4(a) 4,758,687,719	6,690,955,858
Money at call and short notice	5 960,000,000	3,700,000,000
Prize Bond	6 4,748,600	5,303,100
Total	21,156,314,518	24,394,456,907

TRUST BANK LIMITED
and its subsidiaries
Consolidated Statement of changes in Equity (Unaudited)
For the period from January to March 31, 2017 (First Quarter)

Particulars	Paid up Capital	Share Premium Account	Minority Interest	Foreign Currency Translation Reserve	Statutory Reserve	Other Reserve	Retained Earnings	Total
	<u>Taka</u>	<u>Taka</u>	<u>Taka</u>	<u>Taka</u>	<u>Taka</u>	<u>Taka</u>	<u>Taka</u>	<u>Taka</u>
Balance as at 01 January 2017	5,063,329,240	-	789	452,615	4,027,401,519	39,863,658	2,385,582,491	11,516,630,312
Changes in accounting policy	-	-	-	-	-	-	-	-
Restated Balance	-	-	-	-	-	-	-	-
Surplus/Deficit on revaluation of properties	-	-	-	-	-	-	-	-
Surplus/Deficit on revaluation of investment	-	-	-	-	-	(16,146,152)	-	(16,146,152)
Currency transaction difference	-	-	-	134,876	-	-	-	134,876
Net gain and losses not recognized in the income statement	-	-	-	-	-	-	-	-
Net profit/(loss) for the year after tax	-	-	22	-	-	-	584,266,707	584,266,729
Statutory reserve	-	-	-	-	190,552,974	-	(190,552,974)	-
Dividends (Bonus Share)	-	-	-	-	-	-	-	-
Dividends (Cash)	-	-	-	-	-	-	-	-
Issue of Share Capital	-	-	-	-	-	-	-	-
Balance as at 31 March 2017	5,063,329,240	-	811	587,491	4,217,954,493	23,717,506	2,779,296,224	12,084,885,765

TRUST BANK LIMITED
and its subsidiaries
Consolidated Statement of changes in Equity (Unaudited)
For the period from January to March 31, 2016 (First Quarter)

Particulars	Paid up Capital	Share Premium Account	Minority Interest	Foreign Currency Translation Reserve	Statutory Reserve	Other Reserve	Retained Earnings	Total
	<u>Taka</u>	<u>Taka</u>	<u>Taka</u>	<u>Taka</u>	<u>Taka</u>	<u>Taka</u>	<u>Taka</u>	<u>Taka</u>
Balance as at 01 January 2016	4,688,267,820	-	789	229,665	3,333,692,338	57,636,494	1,766,708,712	9,846,535,818
Changes in accounting policy	-	-	-	-	-	-	-	-
Restated Balance	-	-	-	-	-	-	-	-
Surplus/Deficit on account of revaluation of properties	-	-	-	-	-	-	-	-
Surplus/Deficit on account of revaluation of investment	-	-	-	-	-	(34,341,615)	-	(34,341,615)
Currency transaction difference	-	-	-	(7,324)	-	-	-	(7,324)
Net gain and losses not recognized in the income statement	-	-	-	-	-	-	-	-
Net profit/(loss) for the year after tax	-	-	4	-	-	-	515,555,652	515,555,656
Statutory reserve	-	-	-	-	204,855,688	-	(204,855,688)	-
Dividends (Bonus Share)	-	-	-	-	-	-	-	-
Dividends (Cash)	-	-	-	-	-	-	-	-
Issue of Share Capital	-	-	-	-	-	-	-	-
Balance as at 31 March 2016	4,688,267,820	-	793	222,341	3,538,548,026	23,294,879	2,077,408,676	10,327,742,535

TRUST BANK LIMITED

**Balance Sheet
As at 31 March 2017**

	Notes	31.03.2017 (Unaudited) Taka	31.12.2016 (Audited) Taka
PROPERTY AND ASSETS			
Cash			
	3		
Cash in hand (including foreign currencies)		3,275,615,920	3,354,653,593
Balance with Bangladesh Bank and its agent bank(s) (including foreign currencies)		12,018,192,807	12,290,974,572
		15,293,808,727	15,645,628,165
Balance with other banks and financial institutions			
	4		
In Bangladesh		2,454,214,455	12,386,612,934
Outside Bangladesh		2,304,473,264	2,277,896,641
		4,758,687,719	14,664,509,575
Money at call and short notice			
	5	960,000,000	1,040,000,000
Investments			
	6		
Government		21,865,570,249	29,063,495,448
Others		1,517,428,119	1,675,511,276
		23,382,998,368	30,739,006,724
Loans and Advances/Islami Banking Investments			
	7		
Loans, Cash Credit, Overdrafts etc./ Investment		150,848,634,165	138,641,916,502
Bills purchased and discounted		3,752,805,451	3,345,516,811
		154,601,439,616	141,987,433,313
Fixed assets including premises, furniture and fixtures			
	8	766,000,095	802,073,813
Other assets			
	9	5,769,629,185	5,362,865,128
Non-banking assets			
		-	-
Total Assets		205,532,563,710	210,241,516,718
LIABILITIES AND CAPITAL			
Liabilities			
Borrowings from other banks, financial institutions and agents	10	18,367,782,414	17,943,291,652
Deposits and other accounts			
	11		
Current / Al-wadeeah Current Accounts and other Accounts		23,826,925,021	21,092,722,745
Bills Payable		1,885,693,396	2,843,870,218
Savings Bank / Mudaraba Savings Deposits		26,162,874,326	24,167,087,940
Fixed Deposits / Mudaraba Term Deposits		115,186,234,320	124,956,200,748
Bearer Certificates of Deposit		-	-
Other Deposits		-	-
		167,061,727,063	173,059,881,651
Other liabilities			
	12	8,464,915,627	8,063,178,783
Total Liabilities		193,894,425,104	199,066,352,086
Capital/Shareholders' Equity			
Paid up Capital	13.2	5,063,329,240	5,063,329,240
Foreign Currency Translation Reserve		587,491	452,615
Statutory Reserve	14	4,217,954,493	4,027,401,519
Other Reserve	15	23,717,506	39,863,658
Retained Earnings	16	2,332,549,876	2,044,117,600
Total Shareholders' Equity		11,638,138,606	11,175,164,632
Total Liabilities and Shareholders' Equity		205,532,563,710	210,241,516,718

Notes	31.03.2017 (Unaudited) Taka	31.12.2016 (Audited) Taka
-------	-----------------------------------	---------------------------------

OFF-BALANCE SHEET ITEMS

Contingent Liabilities


17

Acceptances and endorsements	16,356,350,187	16,366,476,215
Letter of Guarantees	16,199,809,565	14,698,040,174
Irrevocable Letter of Credits	28,362,388,304	25,505,981,328
Bills for collection	4,143,469,303	4,857,108,464
	65,062,017,359	61,427,606,181
Other Contingent Liabilities		
Value of travelers' cheques in hand	-	-
Total:	65,062,017,359	61,427,606,181

Other commitments

Documentary Credit and short term trade -related transactions	-	-
Forward assets purchased and forward deposits placed	-	-
Undrawn note issuance and revolving facilities	-	-
Undrawn formal standby facilities, credit lines and other commitments	-	-
	-	-
Total Off-Balance Sheet items including contingent liabilities	65,062,017,359	61,427,606,181

The annexed notes 1-44 form an integral part of the Financial Statements.


Chief Financial Officer


Company Secretary


Managing Director



Vice Chairman


Chairman

TRUST BANK LIMITED

Profit and Loss Account
For the period from January to March 31, 2017 (First Quarter)

	Notes	January to March 31, 2017 Taka	January to March 31, 2016 Taka
Interest income / Profit on Investment	19	3,231,261,282	3,393,811,258
Interest / Profit paid on deposits and borrowings etc.	20	2,122,239,645	2,196,233,531
Net interest income		1,109,021,637	1,197,577,727
Income from investments	21	518,099,570	501,569,904
Commission, exchange and brokerage	22	283,086,270	294,873,137
Other operating income	23	88,339,572	98,165,123
		889,525,412	894,608,164
Total operating income		1,998,547,049	2,092,185,891
Salaries and allowances	24	422,534,647	388,165,693
Rent, taxes, insurance, electricity, etc.	25	166,521,634	151,377,748
Legal expenses		43,550	352,900
Postage, stamps, telecommunications, etc.	26	27,200,237	33,107,390
Stationery, printing, advertisement etc.	27	9,633,233	15,969,725
Managing Director's salary and benefits		2,557,500	2,557,500
Directors' fees	28	655,000	508,000
Auditors' fee		-	-
Charges on loan losses		-	-
Depreciation and repair of bank's assets	29	54,329,674	53,099,979
Other expenses	30	135,963,202	138,679,472
Total operating expenses		819,438,677	783,818,407
Profit before provision		1,179,108,372	1,308,367,484
Provision for loans & advances / Investments	31	193,427,500	282,148,000
Provision for Diminution in value of Investment	32	(3,935,812)	(5,910,958)
Other provision	33	36,851,814	7,852,000
		226,343,502	284,089,042
Total Profit before Taxes		952,764,870	1,024,278,442
Provision for Taxation			
Current tax	12.5.1	481,000,000	537,000,000
Deferred tax		(7,220,380)	(7,580,986)
		473,779,620	529,419,014
Net Profit after Taxation		478,985,250	494,859,428
Appropriations			
Statutory Reserve	14.1	190,552,974	204,855,688
General reserve		-	-
		190,552,974	204,855,688
Retained surplus		288,432,276	290,003,740
Earning per share (EPS)	35	0.95	0.98


Chief Financial Officer


Company Secretary


Managing Director


Vice Chairman


Chairman

TRUST BANK LIMITED

Cash Flow Statements

For the period from January to March 31, 2017 (First Quarter)

	Notes	January to March 31, 2017 Taka	January to March 31, 2016 Taka
A. Cash flow from operating activities			
Interest received in cash		2,785,957,591	3,382,880,733
Interest payments		(1,961,946,723)	(2,190,415,932)
Dividend receipts		12,936	188,025
Fees and commission receipts in cash		269,102,949	300,803,756
Recoveries of loans previously written off		-	-
Cash paid to employees		(671,121,081)	(629,813,451)
Cash paid to suppliers		(4,084,053)	(15,588,719)
Income Taxes paid		(324,682,015)	(411,620,567)
Received from other operating activities (item-wise)	36	767,907,702	386,305,352
Payments for other operating activities (item-wise)	37	(301,896,486)	(281,140,628)
Operating profit before changes in operating Assets and Liabilities		559,250,820	541,598,569
Increase/(Decrease) in operating assets & liabilities			
Statutory Deposits		-	-
Net Investment in trading securities		158,083,157	165,000,000
Loan & advance to other banks		-	-
Loan & advance to customers		(12,414,377,186)	(587,293,069)
Other assets (item-wise)	38	(53,978,900)	109,618,949
Deposits from other banks		621,087,901	(20,026,261)
Deposits from customers		(6,728,402,102)	6,018,293,239
Other liabilities account of customers		-	-
Trading liabilities		-	-
Other liabilities (item-wise)	39	(101,600,025)	(83,396,259)
Net cash from operating activities (A)		(17,959,936,335)	6,143,795,168
B. Cash flow from investing activities			
Proceeds from sale of securities		-	-
Payments for purchase of government securities		7,182,622,547	301,472,437
Purchase of property, plant & equipment		(10,287,797)	(40,537,972)
Purchase of intangible assets		(5,924)	(48,983,443)
Sale of property, plant & equipment		49,500	30,750
Purchase/ Sale of Subsidiary		-	-
Net cash from investing activities (B)		7,172,378,326	211,981,772
C. Cash flow from financing activities			
Increase/(Decrease) in Borrowing:		-	-
Call loan		-	(1,110,000,000)
Other borrowings		424,490,762	86,967,107
Dividend paid in cash		-	-
Net cash from financing activities (C)		424,490,762	(1,023,032,893)
D. Net increase in Cash and Cash Equivalent (A+B+C)		(10,363,067,247)	5,332,744,047
E. Effects of exchange rate changes on cash and cash equivalents			
		26,269,453	(2,735,820)
F. Opening Cash and Cash Equivalent		31,354,042,840	19,033,328,048
G. Cash and cash equivalents at end of year (D+E+F)	40	21,017,245,046	24,363,336,275
Cash and Cash Equivalents at the end of the year			
Cash in hand (including foreign currencies)	3.1	3,275,615,920	3,056,183,522
Balance with Bangladesh Bank & Sonali Bank (Incl. FCs)	3.2	12,018,192,807	10,910,893,795
Balance with Other Bank and Financial Institutions	4	4,758,687,719	6,690,955,858
Money at call and short notice	5	960,000,000	3,700,000,000
Prize Bond	6	4,748,600	5,303,100
Total		21,017,245,046	24,363,336,275

TRUST BANK LIMITED

**Statement of changes in Equity (Unaudited)
For the period from January to March 31, 2017 (First Quarter)**

Particulars	Paid up Capital	Share Premium Account	Foreign Currency Translation Reserve	Statutory Reserve	Other Reserve	Retained Earnings	Total
	Taka	Taka	Taka	Taka	Taka	Taka	Taka
Balance as at 01 Jan 2017	5,063,329,240	-	452,615	4,027,401,519	39,863,658	2,044,117,600	11,175,164,632
Changes in accounting policy	-	-	-	-	-	-	-
Restated Balance	-	-	-	-	-	-	-
Surplus/Deficit on revaluation of properties	-	-	-	-	-	-	-
Surplus/Deficit on revaluation of investment	-	-	-	-	(16,146,152)	-	(16,146,152)
Currency transaction difference	-	-	134,876	-	-	-	134,876
Net gain and losses not recognized in the income statement	-	-	-	-	-	-	-
Net profit/(loss) for the year after tax	-	-	-	-	-	478,985,250	478,985,250
Statutory reserve	-	-	-	190,552,974	-	(190,552,974)	-
Dividends (Bonus Share)	-	-	-	-	-	-	-
Dividends (Cash)	-	-	-	-	-	-	-
Issue of Share Capital (Rights Share)	-	-	-	-	-	-	-
Balance as at 31 March 2017	5,063,329,240	-	587,491	4,217,954,493	23,717,506	2,332,549,876	11,638,138,606

TRUST BANK LIMITED

**Statement of changes in Equity (Unaudited)
For the period from January to March 31, 2016 (First Quarter)**

Particulars	Paid up Capital	Share Premium Account	Foreign Currency Translation Reserve	Statutory Reserve	Other Reserve	Retained Earnings	Total
	Taka	Taka	Taka	Taka	Taka	Taka	Taka
Balance as at 01 January 2016	4,688,267,820	-	229,665	3,333,692,338	57,636,494	1,432,222,212	9,512,048,529
Changes in accounting policy	-	-	-	-	-	-	-
Restated Balance	-	-	-	-	-	-	-
Surplus/Deficit on account of revaluation of properties	-	-	-	-	-	-	-
Surplus/Deficit on account of revaluation of investment	-	-	-	-	(34,341,615)	-	(34,341,615)
Currency transaction difference	-	-	(7,324)	-	-	-	(7,324)
Net gain and losses not recognized in the income statement	-	-	-	-	-	-	-
Net profit/(loss) for the year after tax	-	-	-	-	-	494,859,428	494,859,428
Statutory reserve	-	-	-	204,855,688	-	(204,855,688)	-
Dividends (Bonus Share)	-	-	-	-	-	-	-
Dividends (Cash)	-	-	-	-	-	-	-
Issue of Share Capital (Rights Share)	-	-	-	-	-	-	-
Balance as at 31 March 2016	4,688,267,820	-	222,341	3,538,548,026	23,294,879	1,722,225,952	9,972,559,018

TRUST BANK LIMITED

Liquidity Statement
(Asset and Liability Maturity Analysis)
As at 31 March 2017

Amount in Taka

Particulars	Up to 01 Month	1- 3 Months	3-12 Months	1- 5 Years	More than 5 Years	Total
Assets:						
Cash in Hand	3,275,615,920	-	-	-	-	3,275,615,920
Balance with Bangladesh Bank and Sonali Bank	1,842,963,823	-	-	-	10,175,228,984	12,018,192,807
Balance with other banks and financial institutions	3,208,687,719	1,230,000,000	320,000,000	-	-	4,758,687,719
Money at call and short notice	960,000,000	-	-	-	-	960,000,000
Investments	5,652,350,752	603,920,833	5,930,560,334	4,157,332,070	7,038,834,379	23,382,998,368
Loans and Advances	7,995,746,695	52,274,120,760	52,644,861,193	30,850,852,209	10,835,858,759	154,601,439,616
Fixed Assets including premises, furniture and fixtures	-	-	-	-	766,000,095	766,000,095
Other assets	680,271,992	658,996,462	903,445,571	157,698,192	3,369,216,968	5,769,629,185
Non-banking assets	-	-	-	-	-	-
Total Assets	23,615,636,901	54,767,038,055	59,798,867,098	35,165,882,471	32,185,139,185	205,532,563,710
Liabilities:						
Borrowing from Bangladesh Bank, other banks, financial institutions and agents	3,165,158,774	4,110,946,435	4,762,843,768	3,462,592,852	2,866,240,585	18,367,782,414
Deposits	41,317,597,244	45,186,956,351	22,643,064,814	22,644,586,500	27,420,855,616	159,213,060,525
Other accounts	7,848,666,538	-	-	-	-	7,848,666,538
Provision and other liabilities	763,857,385	2,278,362,622	3,809,367,278	1,187,118,676	426,209,666	8,464,915,627
Total Liabilities	53,095,279,941	51,576,265,408	31,215,275,860	27,294,298,028	30,713,305,867	193,894,425,104
Net Liquidity Gap	(29,479,643,040)	3,190,772,647	28,583,591,238	7,871,584,443	1,471,833,318	11,638,138,606

Net result of the Liquidity Statement represents the "Shareholders' Equity" of the Bank

TRUST BANK LIMITED
Notes to the Financial Statements

For the Period from January to March 31, 2017 (First Quarter)

1 The Bank and its activities

Trust Bank Limited is a scheduled commercial bank established under the Bank Company Act, 1991 and incorporated as a Public Limited Company under the Companies Act, 1994 in Bangladesh on 17 June 1999 with the primary objective to carry on all kinds of banking business in and outside Bangladesh. The Bank has One Hundred Two (102) branches and six (6) SME Service Centers/Krishi Branch are operating in Bangladesh as at 31 March 2017. The Bank has no overseas branches as at 31 March 2017. The bank is listed with Dhaka Stock Exchange Limited and Chittagong Stock Exchange Limited as a publicly traded company for its general class of shares.

The registered office of the Bank is located at Shadhinata Tower, Shaheed Jahangir Gate, Dhaka Cantt., Dhaka-1206.

Initially the bank has started its operation in the name of "The Trust Bank Limited" but on 12 November 2006 it was renamed as "Trust Bank Limited" by the Registrar of Joint Stock Companies. The new name of the bank was approved by Bangladesh Bank on 03 December 2006.

The Principal activities of the Bank to provide full range of banking services that include deposit banking, loans & advances, export, import and financing national and international remittance facilities etc.

1.1 Off-shore Banking Unit

The Bank obtained Off-shore Banking Unit Permission vide letter no. BRPB(P-3)744(116)/2010-2462 dated 2 June 2010. The Bank commenced its operation from 24 October 2013 through our Dilkusha Corporate Branch, Gulshan Corporate & CDA Avenue Branch. The Off-shore banking units are governed under the rules and guidelines of Bangladesh Bank. Separate financial statements of Off-shore banking are shown in Annex-G

1.1.1 Subsidiaries of the Bank

The Bank has 2 (Two) Subsidiaries details of which are given below:

1.1.2 Trust Bank Investment Limited

Trust Bank Investments Limited, is fully owned subsidiary of Trust Bank Limited was incorporated on 9 September 2010 with an initial paid up capital of Taka 300 million upon receiving consent from SEC on 25 October 2010 having registered office is located at 36 Dilkusha Commercial Area, Dhaka - 1000.

Trust Bank Investment Limited offers full range of Merchant Banking Services that include Issue Management, Underwriting, Portfolio Management etc.

1.1.3 Trust Bank Securities Limited

Trust Bank Securities Limited, is fully owned subsidiary of Trust Bank Limited was incorporated on 7 February 2013 with an initial paid up capital of Taka 35 million having registered office is located at 28, Kafrul, Dhaka - 1206.

Trust Bank Securities Limited offers full range of Business of Stock Brokers that includes buy and sell of shares & securities, fixed income securities, Bonds Debenture etc.

1.2 Islamic Banking Activities

The defining characteristic of Islamic banking is Shariah compliance with special reference to the prohibition of interest (Riba) from all transactions and dealing in businesses that are allowed (halal) in shariah. Islamic banking is governed by a set of strict rules derived from the holy book, the Qur'an & Sunnah of Prophet (PBUH).

Trust Bank Ltd. started its Islamic banking operations through 'window' mechanism as per Bangladesh Bank approval. Trust Islamic Banking (TIB), the brand name of the operation, has started its operation from latter part of 2008 through 5 (five) Islamic banking windows at the TBL-Principal Br., Millennium Br., Dilkusha Br. in Dhaka, CDA Br. in Chittagong & Sylhet Corporate branch in Sylhet.

In addition to the Shariah guidelines, Trust Islamic Banking operations are strictly complied with the Bangladesh Bank instructions regarding Islamic banking operations and adheres to the followings:

- Completely Separate Fund management – no mingling of fund with the conventional banking deposits of the Bank. Investments are made from the Islamic banking deposits only.
- Separate book-keeping, Profit & Loss Account and daily affairs are prepared by Islamic banking module of Bank's CBS in each window.
- TIB has a Shariah Supervisory Committee (SSC) with distinguished shariah scholars for guidance on Shariah related issues.
- Profit sharing ratio (Depositor: Bank) is 70:30 for the year 2016.
- Profit distributions are executed as per approved weightage table.

A dedicated team of resources with skill & commitment in Islamic finance & banking at Head Office closely monitors and supervises the entire operations of TIB to ensure compliance, development and growth of Islamic Banking business. TIB offers the full range deposit & investment products & services for corporate, retail & SME sectors.

A separate Balance-sheet, Profits & Loss account and Cash-Flow Statements are shown in the Annexure D, E & F of this report. The figures appears in the Annexures have been incorporated in the related heads of financial statement as recommended by the Bangladesh Bank.

2 BASIS OF PREPARATION AND SIGNIFICANT ACCOUNTING POLICIES

Basis of preparation

2.1 Statement of Compliance

The consolidated financial statements of the group (comprising the Bank and its subsidiaries) and the financial statements of Trust Bank Limited as at and for the first quarter ended as on 31 March 2017 have been prepared under the historical cost convention, except for Government Securities which are stated at fair value and in accordance with Bangladesh Financial Reporting Standards (BFRSs), the First Schedule (Section 38) of the Bank Companies Act 1991, as amended by the BRPD Circular 14 dated 25 June 2003, the rules and regulations issued by Bangladesh Bank, the Companies Act 1994, the Securities and Exchange Rules 1987, Stock Exchanges' listing regulations and other rules and regulations are applicable in Bangladesh. In case any requirement of the Bank Companies Act 1991, and provisions and circulars issued by Bangladesh Bank differ with those of BFRS, the requirements of the Bank Companies Act 1991, and provisions and circulars issued by Bangladesh Bank shall prevail. Material departures from the requirements of BFRS are as follows:

i) Investment in shares and securities

BFRS: As per requirements of BAS 39 investment in shares and securities generally falls either under "at fair value through profit and loss account" or under "available for sale" where any change in the fair value (as measured in accordance with BFRS 13) at the year-end is taken to profit and loss account or revaluation reserve respectively.

Bangladesh Bank: As per BRPD circular no. 14 dated 25 June 2003 investments in quoted shares and unquoted shares are revalued at the year end at market price and as per book value of last audited balance sheet respectively. Provision has been made for any loss arising from diminution in value of investment; otherwise investments are recognized at cost.

ii) Revaluation gains/losses on Government securities

BFRS: As per requirement of BAS 39 where securities will fall under the category of Held for Trading (HFT), any change in the fair value of held for trading assets is recognized through profit and loss account. Securities designated as Held to Maturity (HTM) are measured at amortized cost method and interest income is recognized through the profit and loss account.

Bangladesh Bank: According to DOS Circular 05 dated 26 May 2008 and subsequently clarification in DOS Circular 05 dated 28 January 2009, HFT securities are revalued on the basis of mark to market and at year end any gains on revaluation of securities which have not matured as at the balance sheet date are recognized in other reserves as a part of equity and any losses on revaluation of securities which have not matured as at the balance sheet date are charged in the profit and loss account. Interest on HFT securities including amortization of discount are recognized in the profit and loss account. HTM securities which have not matured as at the balance sheet date are amortized at the year end and gains or losses on amortization are recognized in other reserve as a part of equity.

iii) Provision on loans and advances/investments

BFRS: As per BAS 39 an entity should start the impairment assessment by considering whether objective evidence of impairment exists for financial assets that are individually significant. For financial assets that are not individually significant, the assessment can be performed on an individual or collective (portfolio) basis.

Bangladesh Bank: As per BRPD circular No.14 (23 September 2012), BRPD circular No. 19 (27 December 2012) and BRPD circular No. 05 (29 May 2013) a general provision at 0.25% to 5% under different categories of unclassified loans (good/standard loans) has to be maintained regardless of objective evidence of impairment. Also provision for sub-standard loans, doubtful loans and bad losses has to be provided at 20%, 50% and 100% respectively for loans and advances depending on the duration of overdue. Again as per BRPD circular no. 10 dated 18 September 2007 and BRPD circular no. 14 dated 23 September 2012, a general provision at 1% is required to be provided for all off-balance sheet exposures. Such provision policies are not specifically in line with those prescribed by BAS 39.

iv) Recognition of interest in suspense

BFRS: Loans and advances to customers are generally classified as 'loans and receivables' as per BAS 39 and interest income is recognized through effective interest rate method over the term of the loan. Once a loan is impaired, interest income is recognized in profit and loss account on the same basis based on revised carrying amount.

Bangladesh Bank: As per BRPD circular no. 14 dated 23 September 2012, once a loan is classified, interest on such loans are not allowed to be recognized as income, rather the corresponding amount needs to be credited to an interest in suspense account, which is presented as liability in the balance sheet.

v) Other comprehensive income

BFRS: As per BAS 1 Other Comprehensive Income (OCI) is a component of financial statements or the elements of OCI are to be included in a single Other Comprehensive Income statement.

Bangladesh Bank: Bangladesh Bank has issued templates for financial statements which will strictly be followed by all banks. The templates of financial statements issued by Bangladesh Bank do not include Other Comprehensive Income nor are the elements of Other Comprehensive Income allowed to be included in a single Other Comprehensive Income (OCI) Statement. As such the Bank does not prepare the other comprehensive income statement. However, elements of OCI, if any, are shown in the statements of changes in equity.

vi) REPO and Reverse REPO Transaction

BFRS: When an entity sells a financial assets and simultaneously enters into an agreement to repurchase the asset (or a similar asset) at a fixed price on a future date (REPO or stock lending), the arrangement is treated as a loan and the underlying assets continues to be recognized in the entity's financial statements. The difference between selling price and repurchase price will be treated as interest expense. Same rule applies to the opposite side of the transaction (Reverse REPO).

Bangladesh Bank: As per DOS Circular Letter no. 6 dated 15 July 2010 and subsequent clarification in DOS Circular No. 2 dated 23 January 2013, when a Bank sells a financial asset and simultaneously enters into an agreement to repurchase the asset (or a similar asset) at a fixed price on a future date (REPO or stock lending), the arrangement is accounted for as a normal sale transaction and the financial assets should be derecognized in the seller's book and recognized in the buyer's book.

vii) Financial instruments – presentation and disclosure

In several cases Bangladesh Bank guidelines categories, recognize, measure and present financial instruments differently from those prescribed in BAS 39. As such full disclosure and presentation requirements of BFRS 7 and BAS 32 cannot be made in the financial statements.

viii) Financial guarantees

BFRS: As per BAS 39, financial guarantees are contracts that require an entity to make specified payments to reimburse the holder for a loss it incurs because a specified debtor fails to make payment when due in accordance with the terms of a debt instrument. Financial guarantee liabilities are recognized initially at their fair value, and the initial fair value is amortized over the life of the financial guarantee. The financial guarantee liability is subsequently carried at the higher of this amortized amount and the present value of any expected payment when a payment under the guarantee has become probable. Financial guarantees are included within other liabilities.

Bangladesh Bank: As per BRPD 14, financial guarantees such as letter of credit, letter of guarantee will be treated as off-balance sheet items. No liability is recognized for the guarantee except the cash margin.

ix) Cash and cash equivalent

BFRS: Cash and cash equivalent items should be reported as cash item as per BAS 7.

Bangladesh Bank: Some cash and cash equivalent items such as 'money at call and on short notice', treasury bills, Bangladesh Bank bills and prize bond are not shown as cash and cash equivalents. Money at call and on short notice presented on the face of the balance sheet, and treasury bills, prize bonds are shown in investments.

x) Non-banking asset

BFRS: No indication of Non-banking asset is found in any BFRS.

Bangladesh Bank: As per BRPD 14, there must exist a face item named Non-banking asset.

xi) Cash flow statement

BFRS: The Cash flow statement can be prepared using either the direct method or the indirect method. The presentation is selected to present these cash flows in a manner that is most appropriate for the business or industry. The method selected is applied consistently.

Bangladesh Bank: As per BRPD 14, cash flow is the mixture of direct and indirect methods.

xii) Balance with Bangladesh Bank: (Cash Reserve Requirement)

BFRS: Balance with Bangladesh Bank should be treated as other asset as it is not available for use in day to day operations as per BAS 7.

Bangladesh Bank: Balance with Bangladesh Bank is treated as cash and cash equivalents.

xiii) Presentation of intangible asset

BFRS: An intangible asset must be identified and recognized, and the disclosure must be given as per BAS

Bangladesh Bank: There is no regulation for intangible assets in BRPD 14.

xiv) Off-balance sheet items

BFRS: There is no concept of off-balance sheet items in any BFRS; hence there is no requirement for disclosure of off-balance sheet items on the face of the balance sheet.

Bangladesh Bank: As per BRPD 14, off balance sheet items (e.g. Letter of credit, Letter of guarantee etc.) must be disclosed separately on the face of the balance sheet.

xv) Loans and advances/Investments net of provision

BFRS: Loans and advances/Investments should be presented net of provision.

Bangladesh Bank: As per BRPD 14, provision on loans and advances/investments are presented separately as liability and can not be netted off against loans and advances.

2.2 Basis of Consolidation

The consolidated financial statements include the financial statements of Trust Bank Limited and its subsidiary Trust Bank Investment Limited made up to the end of the financial year. The consolidated financial statements have been prepared in accordance with BFRS 10: Consolidated Financial Statements.

2.3 Subsidiary

Subsidiary is that enterprise which is controlled by the Bank. Control exists when the Bank has the power, directly or indirectly, to govern the financial and operating policies of an enterprise from the date that control commences until the date that control ceases. The financial statements of subsidiary are included in the consolidated financial statements from the date that control effectively commences until the date that the control effectively ceases. Subsidiary companies are consolidated using the purchase method of accounting.

2.4 Use of estimates and judgments

The preparation of consolidated financial statements of the Bank requires management to make judgments, estimates and assumptions that affect the application of accounting policies and the reported amounts of assets, liabilities, income and expenses. Actual results may differ from these estimates. Estimates and underlying assumptions are reviewed on an ongoing basis. Revisions to accounting estimates are recognized in the period in which the estimate is revised and in any future periods affected.

2.5 Significant accounting policies

The accounting policies set out below have been applied consistently to all periods presented in these financial statements, and have been applied consistently by the entities.

2.6 Transactions eliminated on consolidation

All intra-group transactions, balances, income and expenses are eliminated on consolidation. Profit and loss resulting from transactions between Group are also eliminated on consolidation.

2.7 Foreign currency transaction

a) Foreign currency

Items included in the financial statements of each entity in the group are measured using the currency of the primary economic environment in which the entity operates, i.e. the functional currency. The financial statements of the group and the Bank are presented in BDT which is the Bank's functional and presentation currency.

b) Foreign currencies translation

Foreign currency transactions are converted into equivalent BDT using the prevailing exchange rates on the dates of respective transactions as per BAS-21, " The Effects of Changes in Foreign Exchange Rates". Foreign currency balances held in US Dollar are converted into BDT at weighted average rate of inter-bank market as determined by Bangladesh Bank on the closing date of every month. Balances held in foreign currencies other than US Dollar are converted into equivalent US Dollar at buying rates of New York closing of the previous day and converted into equivalent BDT.

Assets and liabilities & income and expenses of Off-shore Banking Units have been converted into BDT currency @ US\$1 = Taka 79.70 (closing rate as at 31st March 2017) and Tk.79.30 (average rate at quarter-end).

c) Commitments

Commitments for outstanding forward foreign exchange contracts disclosed in these financial statements are translated at rates mentioned in contracts. Contingent liabilities / commitments for letters of credit and letters of guarantee denominated in foreign currencies are expressed in BDT terms at the rates of exchange prevailing on the balance sheet date.

d) Translation gains and losses

The resulting exchange transaction gains and losses are included in the profit and loss account, except those arising on the translation of net investment in foreign subsidiary.

e) Foreign operations

The results and financial position of the Group's operations whose functional currency is not Bangladeshi Taka are translated into Bangladeshi Taka as follows:

- i) Assets and liabilities are translated at the exchange rate prevailing at the balance sheet date.
- ii) Income and expenses in the income statement are translated at an average rate approximating the exchange rates at the year end;

iii) Resulting exchange differences are recognized as a separate component of equity.

iv) As per BAS 21, 'Foreign Currency Transactions' i.e. foreign currency denominated both monetary and non-monetary items of the OBUs are translated at historical rate because the OBUs are considered as an integral part of the Bank's operation not a foreign operation due to specific regulations governing the OBU and its unique nature.

f) Consolidation of Financial Statements of foreign operations

In Consolidation, foreign exchange differences arising from the translation of net investments in foreign entities, as well as any borrowings are taken into capital reserve. When a foreign operation is disposed of, such currency translation differences are recognized in the income statement as part of the gain or loss on disposal.

2.8 Reporting Period

These financial statements of the Bank and its subsidiaries cover the first quarter from 1 January to 31 March 2017.

2.9 Events after the reporting period

Where necessary, all the material events after the reporting period have been considered and appropriate adjustment / disclosures have been made in the financial statements.

2.10 Statements of Cash Flows

Statements of Cash flow has been prepared in accordance with Bangladesh Accounting Standard (BAS) 7 "Statement of Cash Flows" and under the guideline of Bangladesh Bank BRPD Circular no.14 dated 25 June 2003. The Statement shows the structure of changes in cash and cash equivalents during the financial year.

2.11 Statements of Changes in equity

The statement of changes in equity reflects information about the increase or decrease in net assets or wealth. Statement of changes in equity has been prepared in accordance with Bangladesh Accounting Standard (BAS) 1 "Presentation of Financial Statements" and relevant guidelines of Bangladesh Bank.

2.12 Statement of liquidity

The liquidity statement of assets and liabilities as on the reporting date has been prepared on residual maturity term as per the following bases:

- a) Balance with other banks and financial institutions, money at call and short notice etc. are on the basis of their maturity term.
- b) Investments are on the basis of their maturity.
- c) Loans and advances and lease receivables are on the basis of their repayment / maturity schedule.
- d) Fixed assets are on the basis of their useful life.
- e) Other assets are on the basis of their realization/adjustment.
- f) Borrowing from other banks, financial institutions and agents as per their maturity /repayment term.
- g) Deposits and other accounts are on the basis of their maturity term and past trend of withdrawal by the depositors.
- h) Other long term liabilities on the basis of their maturity term.
- i) Provisions and other liabilities are on the basis of their payment /adjustment schedule.

2.13 Taxation

The expense comprises current and deferred tax. Current tax and deferred tax is recognized in profit or loss except to the extent that it relates to a business combination or items recognized directly in equity.

2.13.1 Current Tax

In compliance with BAS-12 " Income Taxes", provision for current income tax has been made @ 40% on business income,@ 20% on dividend income and @ 10% on capital gain on sale of shares, after considering some of the add backs to income and disallowances of expenditure as per Income Tax Ordinance 1984 and time to time amendment to issue different S.R.O and circular issued by the N.B.R.

2.13.2 Deferred taxation

Deferred tax liabilities are the amount of income taxes payable in future periods in respect of taxable temporary differences. Deferred tax assets are the amount of income taxes recoverable in future periods in respect of deductible temporary differences. Deferred tax assets and liabilities are recognized for the future tax consequences of timing differences arising between the carrying values of assets, liabilities, income and expenditure and their respective tax bases. Deferred tax assets and liabilities are measured using tax rates and tax laws that have been enacted or substantially enacted at the balance sheet date. The impact on the account of changes in the deferred tax assets and liabilities has also been recognized in the profit and loss account as per BAS-12 "Income Taxes".

2.14 Provision and accrued expenses

In compliance with BAS-37, provisions and accrued expenses are recognized in the financial statements when the Bank has a legal or constructive obligation as a result of past event, it is probable that an outflow of economic benefit will be required to settle the obligation and a reliable estimate can be made of the amount of the obligation.

2.15 Provision for off-balance sheet exposures

In compliance with Bangladesh Bank guidelines, off-balance sheet items have been disclosed under contingent liabilities. As per BRPD Circular no.10, dated 18 September 2007, the bank is required to maintain provision @ 1% against off-balance sheet exposures

2.16 Provision for nostro accounts

The Bank does not required to maintain provision for nostro accounts for the year 2012 in accordance with the guideline of Foreign Exchange Policy Department of Bangladesh Bank, FEPD Circular no. FEPD (FEMO) / 01/2005-677 dated 13 September 2005.

2.17 Assets and basis of their valuation

2.17.1 Cash and cash equivalents

Cash and cash equivalents include notes and coins on hand, unrestricted balances held with Bangladesh Bank and highly liquid financial assets which are subject to insignificant risk of changes in their fair value, and are used by the Bank management for its short-term commitments.

2.17.2 Loans and advances / Investments

For stability and sustainable development, Bank's careful and continuous effort in credit operation, attempt for sustainable growth of loans and advances with inclusion of new reputed companies in the client list also continued. During extending new credit to any entrepreneur, selection and assessment with professional skill were most pertinent issues considering future condition. However, in all steps compliance issues were never compromised.

During the period, Bank has concentrated to explore new and diversified avenues for financing with the aim of developing and maintaining a sound & sustainable portfolio keeping the issue of risk mitigation at the apex. Our extensive work was also continued in Agriculture, Retail and SME sectors, but intensive efforts in Corporate Credit were still in effect. While providing every type of facility, Bangladesh Bank's regulations and necessary due diligence have been firmly followed. Bank has always remained vigilant to its risk assessment and appropriate arrangement for risk mitigation. Facilities have been given to the new and existing customers on the basis of merit through visiting the concerns, fixing the purpose of facilities and assessing the assets quality. Moreover, for all the cases Bank was fully compliant as per its culture.

2.17.3 Loan Classification and Provisioning

TBL always maintains its loan portfolio with proper classification provisioning complying rules & regulations set by Bangladesh Bank. Required provision is kept to minimize future risk. Bank classifies loan on the basis of objective criteria & qualitative judgment. Special care & initiatives are taken to keep the loans standard & strong drives are given to reduce the percentage of Nonperforming Loans by way of cash recovery & regularization through rescheduling. Provisioning rate for different type of loans are given below:

General provision on	Provision Rate
a. Consumer Financing (House Financing)	2%
b. Consumer Financing (Loans to Professional)	2%
c. Consumer Financing (Other than a & b)	5%
d. Small and Medium Enterprise Financing (SMEF)	0.25%
e. Short Term Agriculture & Micro Credit	2.50%
f. Loans to BHs/ MBs/ Sds against Shares etc	2%
g. All other Credit	1%
h. Special Mention Account	0.25% to 5%

Specific provision on

a. Substandard Loans and Advances

i. Short Term Agri Credit & Micro Credit	5%
ii. Other than Short Term Agri Credit & Micro Credit	20%

b. Doubtful Loans and Advances

i. Short Term Agri Credit & Micro Credit	5%
ii. Other than Short Term Agri Credit & Micro Credit	50%

c. Bad/Loss Loans and Advances	100%
---------------------------------------	-------------

2.17.4 Provision for off balance sheet exposures

General provision for off balance sheet exposures has been made @ 1% on period end balance of total off balance sheet exposures as per BRPD circular No. 8 and 10 dated August 07, 2007 and September 18, 2007 respectively issued by Bangladesh Bank.

2.18 Investments

Investments have been initially recognized at cost, including acquisition charges associated with the investment. Premiums have been amortized and discount accredited, using the effective or historical yield method. Government treasury Bills and Bonds (categorized as HFT or/and HTM) are accounted for as per Bangladesh Bank DOS circular letter no.05 dated 26 May 2008 and DOS circular no. 05 dated 28 January 2009.

The valuation methods of investment used are:

2.18.1 Held to maturity

Investments which have 'fixed or determinable payments', and are intended to be 'held to maturity' other than those which are floating and/or free to trade in the market at prevailing prices are classified as held to maturity. The securities in HTM are to be held up till maturity. These securities in HTM must be amortized at the end of the year before maturity and the increase/decrease is to be accounted in the 'statement of changes in equity' (as Revaluation Reserve-HTM). According to Bangladesh Bank DOS Circular Letter No. 01 dated January 19, 2014 a bank can only hold securities of maximum 110% of the total SLR requirement (usually kept as approved government securities) as HTM category the compliance of which came into effect from February 01, 2014. These investment securities can be transferred to and/or re-categorized as HFT any time after getting approval from the Board of Directors of the Bank.

2.18.2 Held for trading

Investments classified in this category are held indeed selling or purchasing –in short- trading as decided by the management of the bank or treasury. After initial recognition, investments of such categories are measured at their fair value once in a week and any change in the fair value is recognized in the statement of capital (as Revaluation Reserve-HFT) for the period before next appreciation. According to Bangladesh Bank DOS Circular Letter No. 05 dated May 26, 2008, no dividend will be allowed to pay to its shareholders on the amount of increase and/or decrease in income generated out of revaluation of securities held for trading.

Value of investments has been enumerated as follows :

Investment Class	Initial recognition	Subsequent Measurement	Recording of changes
Treasury Bill/Bond(HFT)	At Present Value	Market Value	Loss to Profit & Loss Account, gain to revaluation reserve
Treasury Bill/Bond(HTM)	At Present Value	Amortized Value	Increase in value to equity and decrease in value to Profit & Loss Account
Debenture	At cost	None	None
Prize bond	At cost	None	None
Shares	At cost	Cost	Any loss, charged in Profit & Loss,

Investment in listed securities

These securities are bought and held primarily for the purpose of selling them in future, or held for dividend income. These are reported at cost. Unrealized gains are not recognized in the profit and loss account. But provision for diminution in value of investment is provided in the financial statements where market price is below the cost price of investments as per Bangladesh Bank guideline.

Investment in unquoted securities

Investment in unlisted securities is reported at cost under cost method. Adjustment is given for any shortage of book value over cost for determining the carrying amount of investment in unlisted securities.

Investments in subsidiary

Investment in subsidiaries is accounted for under the cost method of accounting in the Bank's financial statements in accordance with the BFRS-10. Accordingly, investments in subsidiaries are stated in the Bank's balance sheet at cost, less impairment losses (if any).

2.19 Fixed assets and depreciation

Fixed assets are stated at cost less accumulated depreciation as per BAS-16 " Property, Plant and Equipment".

Depreciation is charged at the following rates per annum using reducing balance method on all fixed assets other than motor vehicles and office equipment, which are depreciated on straight-line method and no depreciation on land is charged.

Category of fixed assets	Rate
Land	Nil
Building	2.5% p.a.
Furniture & Fixtures	10% p.a.
Office Equipment	20% p.a.
Motor Vehicles	20% p.a.
Office Decoration	12% p.a.

Depreciation at the applicable rates is charged proportionately on additions made during the year from the date of their use and in case of sale upto the earlier of the date that asset is classified as held for sale in accordance with BFRS 5 and the date that the asset is derecognized.

Repairs and maintenance costs of fixed assets are charged to profit & loss account, when incurred.

2.20 Intangible assets

Intangible asset is an identifiable non-monetary asset without physical substance. An intangible asset is recognized if it is probable that the future economic benefits that are attributable to the assets will flow to the entity and the cost of the asset can be measured reliably in accordance with BAS 38: "Intangible Assets".

Subsequent expenditure on intangible asset is capitalized only when it increases the future economic benefits embodied in the specific assets to which it relates. All other expenditure is expensed as incurred.

The software used by TBL represents the value of computer application software licensed for the use of the bank. Software is carried at cost less accumulated amortization and any impairment losses. Initial cost comprises license fees paid at the time of purchase and other directly attributable expenditure that are carried in customizing the software for its intended use. Software is amortized using the straight line method over the estimated useful life of 5 (five) years commencing from the month at which the application software is made available for use.

2.21 Impairment of Assets:

The policy for all assets or cash-generating units for the purpose of assessing such assets for impairment is as follows:

The Bank assesses at the end of each reporting period or more frequently if events or changes in circumstances indicate that the carrying value of an asset may be impaired, whether there is any indication that an asset may be impaired. If any such indication exists, or when an annual impairment testing for an asset is required, the bank makes an estimate of the asset's recoverable amount. When the carrying amount of an asset or cash-generating unit exceeds its recoverable amount, the asset or cash-generating unit is considered as impaired and is written down to its recoverable amount by debiting to profit & loss account.

Fixed assets are reviewed for impairment whenever events or changes in circumstances indicate that the carrying amount of an asset may be impaired.

2.22 Other assets

Other assets include all balance sheet accounts not covered specifically in other areas of the supervisory activity and such accounts may be quite insignificant in the overall financial condition of the Bank.

2.23 Non-Banking Assets

As on balance sheet date TBL has not arisen any Non-Banking Assets failure from borrower to repay the loan/Investments.

2.24 Offsetting

Financial assets and financial liabilities are offset and the net amount is presented in the balance sheet when there is a legally enforceable right to offset the recognized amounts and there is an intention to settle on a net basis, or realize the asset and settle the liability simultaneously. Advance tax paid and provision for tax of the bank is presented on net basis as a liability item if the liability is higher than asset and as an asset item if the asset is higher than liability.

2.25 Receivables

Receivables are recognized when there is a contractual right to receive cash or another financial asset from another entity.

2.26 Inventories

Inventories measured at the lower of cost and net realizable value.

2.27 Leasing

Leases are classified as finance leases whenever the 'terms of the lease' transfer substantially all the risks and rewards of ownership to the lessee as per BAS-17 " Leases". All other leases are classified as operating leases as per BAS-17 "Leases".

2.28 Share Capital

Ordinary shares are classified as equity when there is no contractual obligation to transfer cash or other financial assets.

2.28.1 Authorized Capital

Authorized capital is the maximum amount of share capital that the Bank is authorized by its Memorandum and Articles of Association. Details are shown in note 13.1.

2.28.2 Paid up Capital

Paid up capital represents total amount of shareholders' capital that has been paid in full by the ordinary shareholders. Holders of ordinary shares are entitled to receive dividends as declared from time to time and are entitled to vote at shareholders' meetings. In the event of a winding-up of the Bank, ordinary shareholders are ranked after all other shareholders and creditors and are fully entitled to any residual proceeds of liquidation. Details are shown in note 13.2.

2.29 Statutory reserve

As per Bank Companies Act, the Bank requires to transfer 20% of its current year's profit before tax to statutory reserve until such reserve equals to its paid up capital. The Bank does comply with this requirement of law every year.

2.30 Liabilities and Provisions

2.30.1 Retirement benefits to the employees

i) Provident fund

Provident fund benefits are given to the confirmed staffs of the Bank in accordance with the locally registered Provident Fund Rules. The Commissioner of Income Tax, Taxes Zone - 6, Dhaka has approved the Provident Fund as a recognized provident fund within the meaning of sub-section 1 of section 2 read with the provisions of part - B of the First Schedule of Income Tax Ordinance 1984 w.e.f. 27 February 2003. The Fund is operated by a Board of Trustees consisting seven members from the employees of the Bank. All confirmed employees of the Bank are contributing 10% of their basic salary as subscription to the Fund. The Bank also contributes equal amount. Interest earned from the investments is credited to the members' account on yearly basis.

ii) Gratuity fund

The Bank has started making provision for liabilities of its employees' gratuity as per gratuity scheme of the Bank from the year 2004. Subsequently National Board of Revenue has approved the fund as recognized within the meaning of sections 2 and 3 read with the provision of part - C of the First Schedule of Income Tax Ordinance 1984 w.e.f. 20 November 2006. The Bank contributes to the Fund as per Gratuity Fund Rules as well as Service Rule of the bank.

iii) Super annuation fund

The Bank has also introduced a "Superannuation Fund" instead of group life insurance policy for the employees. Those employees, who will be able to fulfill the specific criteria mentioned in the policy of the fund, will be entitled to get the benefit of "Superannuation Fund". National Board of Revenue has approved the fund as recognized within the meaning of section 3 read with the provision of part - A of the First Schedule of Income Tax Ordinance 1984 w.e.f. 22 December 2004.

2.30.2 Minority interest in subsidiaries

Minority interest in business is an accounting concept that refers to the portion of a subsidiary corporation's stock that is not owned by the parent corporation. The magnitude of the minority interest in the subsidiary company is always less than 50% of outstanding shares, else the corporation would cease to be a subsidiary of the parent. Minority interest belongs to other investors and is reported on the consolidated balance sheet of the owning company to reflect the claim on assets belonging to other, non-controlling shareholders. Also, minority interest is reported on the consolidated income statement as a share of profit belonging to minority shareholders.

2.31 Revenue recognition

i) Interest income/Profit on TIB Investment

In terms of the provisions of the BAS-18 "Revenue", the interest income is recognized on accrual basis. Interest on loans and advances ceases to be taken into income when such advances are classified. It is then kept in interest suspense in a memorandum account. Interest on classified advances is accounted for on a cash receipt basis.

ii) Investment income/TIB Investment Income

Income on investments is recognized on accrual basis except from Government Securities which are recognized on the basis of BRPD Circular 15 Dated 31 October 2005 issued by Bangladesh Bank.

iii) Fees and commission income

Fees and commission income arises on services provided by the Bank are recognized on a cash receipt basis. Commission charged to customers on letters of credit and letters of guarantee are credited to income at the time of effecting the transactions.

iv) Dividend income

Dividend income from investments is recognized at the time when it is declared, ascertained and right to receive the payment is established.

v) Interest paid on borrowings and deposits

Interest paid on borrowings and deposits are calculated on 360 days in a year and recognized on accrual basis

vi) Dividend payments

Interim dividend is recognized when they are paid to shareholders. Final dividend is recognized when it is approved by the shareholders.

The proposed dividend for the year 2016 has not been recognized as a liability in the balance sheet in accordance with the BAS-10 : Events After the Reporting Period.

Dividend payable to the Bank's shareholders is recognized as a liability and deducted from the shareholders' equity in the period in which the shareholders' right to receive payment is established.

vii) Management and other expenses

Expenses incurred by the Bank are recognized on actual and accrual basis.

2.32 Reconciliation of inter-bank and inter-branch account

Accounts with regard to inter-bank (in Bangladesh and outside Bangladesh) are reconciled regularly and there are no material differences which may affect the financial statements significantly. Un-reconciled entries / balances in case of inter-branch transactions as on the reporting date are not material.

2.33 Risk Management

Risk management policy or process of Trust Bank encompasses risk appreciation basing on the risk appetite for the particular sector/segment of the customers and subsequent risk identification, measurement and controlling of risk components to safeguard the interest of the bank and to keep the business portfolio performing to the maximum extent.

We always prioritize to ensure risk–return tradeoff on all business transactions. The focus group as constituted by Bangladesh Bank has selected 06 core risks namely (a) Credit Risk (b) Asset liability/Balance sheet Risk (c) Foreign Exchange Risk (d) Internal control and compliance Risk (e) Money laundering Risk and (f) IT risk management in order to impart internationally accepted best practices in the Banking and Financial system. Banks as a financial intermediary (ies) are exposed to multidimensional risks but those risks are to be examined and quantified for acceptance in line with the risk appetite and credit policy of our bank.

2.33.1 Credit risk management

The bank believes that risk management is the core area of concern that makes its business sustainable. Ability to produce profit consistently and sustainably is a function of risk management and the bank is breaklessly pursuing nonstop development in this vicinity. One of the key risks the bank is uncovered, arises from credit facility allowed to customers. In this regard, objective of risk management is to maximize risk-adjusted returns durable within own risk appetite. TBL Risk management approach is based on a transparent understanding of various risk, regimented assessment, measurement and uninterrupted monitoring of such risks. The policies and procedures designed for the purpose are regularly reviewed to assume regulatory changes and improvements. Bank’s Board of Directors is first and foremost responsible for deciding risk appetites, approving related strategies and policies and administering its compliance and the competence of the risk management framework through reports from Internal Control and Compliance Division. Credit risk policy covers large to small enterprise exposure as well as retail exposure. Policies and procedures together have structured and standardized credit risk management practice both in obligor and portfolio point.

Frame-Work

In today’s rapid changing economic and financial environment, effective risk management is a must for sustainable growth and for maximizing share-holders wealth. Banking business is in fact a business of risk taking and risk managing. So, it is very vital to manage all possible risks efficiently in effective way to emerge as winner out of risk ventures. TBL has always prioritized adopting different credit risk management tools & techniques as “prevention is better than cure” for all type of credits in all the stages i. e. from receiving application to approval level for more safe and sound credit portfolio.

Credit risk originates from the –

- * Market Risk
- * Supplier’s Risk
- * Financial Risk
- * Business Risk
- * Management Risk
- * Structural Risk
- * Security Risk
- * Infrastructural Risk
- * Information/Data Risk
- * Technological Risk
- * Interest Rate Risk
- * Security Risk etc.

Bank considers all relevant information and financials of the customers, their business performances, sectoral conditions, arrangement & strength of supply chain, succession status etc. for assessment and analyses all factors and results of it in order to adopting appropriate risk mitigation if the client’s proposal is viable for financing.

2.33.2 Asset liability risk management

Asset and Liability management is a process which is managed by the Asset and Liability Management Committee (ALCO) of the bank. In order to run the process smoothly, TBL has established "Asset Liability Management Committee" comprising of senior management headed by the Managing Director. The primary responsibility of ALCO is to manage assets and liabilities under the set ALM Policy, essentially approved by the BODs of the bank.

ALM is a sensitive financial and risk management subject that deals with bank's on and off- balance sheet items so that the Bank can offer competitively period products and services to clients generating sustaining earnings shares value. ALM includes many activities of policy, procedures, guidelines such as Capital Planning, Deposit procurement/borrowing policy, Loan & Advances/Lending policy, Interest Rate policy, Exchange rate Policy, Liquidity Contingency Plan to manage the balance sheet properly.

2.33.3 Foreign exchange risk management

Foreign exchange risk is the potential changes in earnings arising due to exchange rate fluctuation, adverse exchange position or changes in the market price. Such risk may arise from position held in various foreign exchange products like spot, forward and options. Foreign exchange risk management is fundamental for safe and sound management of all institution having exposure to foreign currencies.

Today's Financial institutions engage in activities starting from Import, Export and Remittance to complex derivatives involving basic Foreign Exchange and Money Market to complex structured products. All these require high degree of expertise that is difficult to achieve in the transection originating department and as such the expertise is housed in a separate department i.e. treasury.

Foreign Exchange risk management is one of the important responsibilities of the treasury division. The foreign exchange risk are measured and monitored by the treasury division of the bank. The function of the treasury Front Office, Mid Office and Back office are segregated. Mid office and back office are conducting operations in a separate location apart from Treasury Front Office. Treasury Front Office manages and controls day-to-day trading activities and ensure continues monitoring of the level of assume risk. Treasury Mid Office verifies deal and monitors limit. Back office is responsible for deal confirmation, settlement of transection, transferring fund to NOSTRO accounts, timely recording and reporting of information on exchange transactions and currency transfer etc. Reporting lines of these three office are separate and independent to ensure minimizing FEX risk.

As per directive of central bank, the bank has formulated a well defined Treasury Manual with a view to minimize the foreign exchange risk. Bank also developed different strategies to control foreign exchange risk in the light of net open position set by central bank, overall gross limit forward transection, maximum loss limits per deal per day, counter party limit etc. Market scenario of risk monitored and measured by Treasury division to manage the foreign exchange operations in such a way that earnings not hampered against any adverse movement of market price.

2.33.4 Internal control and compliance risk management

Internal control refers to the mechanism in place on a permanent basis to control the activities in an organization .In absence of it, risks resulting in unexpected losses caused by faulty internal processes, human errors, frauds & forgery, technology failure and documentary lapses may surface. The primary objectives of internal control system are to help the bank perform better through the use of it's resources, identify it's weaknesses , take appropriate measures to overcome the same and ensure compliance with regulatory framework including applicable laws and regulations.

The bank has set up Internal Control & Compliance (IC&C) Division at Head Office to ensure that the Internal Control processes are in place. As per instruction of Bangladesh Bank the Audit Committee of the Board has been constituted to assist the Board in fulfilling its oversight responsibilities including implementation of the objectives, strategies and overall business plans set by the Board for effective functioning of the bank. The committee reviews the financial reporting process, the system of internal control & management of financial risks, the audit process, health report of the bank and the bank's process for monitoring compliance with laws and regulations and its own code of business conduct. The bank has introduced 'Risk Based Internal Audit (RBIA)' in 2008 to assess the business risk as well as control risk associated with the branches and determines how much follow up, monitoring & periodicity of internal audit would be required to bring a particular branch back to normalcy, if it is found that the performance of the branch is not satisfactory and which may pose a potential threat for the bank.

Each year IC&C Division sets out an audit plan (Internal) for the year which is approved by the Managing Director and placed before the Audit Committee of the Board for concurrence.

IC&C Division looks after the activities of complaint Cell of Head Office and handles the complaints as received from the customers as well as received directly from FICSD (Financial Integrity & Customer Services Department), Bangladesh Bank & other sources. A 'Guidelines for Customer Services & Compliant Management' of Trust Bank Limited has been developed in the year 2015 which was approved by the Board of directors of the bank in its 240th (09/2015) meeting held on 22.07.2015. IC&C Division also provides operational and managerial guidance uniformly to all personnel of TBL family to handle and manage the customers' complaint satisfactorily, quickly, effectively and efficiently. In the year 2016, 147 nos. of complaints were received from different sources (like Bangladesh Bank, Individual Customers etc.) and all complaints were settled /resolved.

In order to make the policy manual time befitting, the existing 'Internal Control & Compliance Policy Manual' has been revised in the year 2016, which was approved by the Board of Directors of the bank in its 254th meeting held on 30.07.2016.

IC&C Divisions of the bank ensures its Internal Control Process through review of Departmental Control Function Checklist (DCFCL), Loan Documentation Checklist (LDCL) and Quarterly Operations Report (QOR) of the branches and other mechanisms.

To comply with the directives of Bangladesh Bank a special meeting of the Board of Directors was held on 25.10.2016 to review the compliance/implementation status on the observations of Bangladesh Bank's comprehensive inspection report, where the representatives of Bangladesh Bank were also present.

2.33.5 Money Laundering & Terrorist Financing Risk Management

Money Laundering and Terrorist Financing has become the major threat to the growth & stability of the Financial Institutions (FI) around the world. The very existence of the global Scio-economic order is at risk because of the ML/TF risks. Money laundering has a major impact on a country's economy as a whole, impeding the social, economic, political, and cultural development of a society. As such compliance of National & Global standards of Anti-Money Laundering (AML) and Combating Financing of Terrorism (CFT) has now become the most serious & important issue for all FIs. AML/CFT regime itself has now become a standard setting parameter for all FIs along with its country of business. Non-compliance of AML & CFT standards developed by UN & international bodies shall affect the compliance rating of the country and may result in imposition of sanctions in Bangladesh. Combating money laundering and terrorist financing is, therefore, a key element in promoting a strong, sound and stable financial sector of the country.

Bangladesh has enacted the Money Laundering Prevention Act, 2012 (Amendment-2015) & Anti-Terrorism Act, 2009 (Amendment-2013) which covers all the international standards & requirements and assigned Bangladesh Financial Intelligence Unit (BFIU) to discharge the regulatory responsibility of implementation & monitoring of the AML & CFT activities to keep the financial system of the country sound and compliant as international standards. Trust Bank Limited as a compliant & responsible institution committed to the strict compliance of AML & CFT standards/guidelines. TBL has comprehensive Operational Manual & Risk Management Guidelines for administering the AML & CFT Risks designed and implemented in line with the guidelines of Bangladesh Financial Intelligence Unit (BFIU). Trust Bank Limited considers AML & CFT compliance as a part of its social responsibility & commitment.

In compliance of BFIU guidelines, TBL AML & CFT Policy Guidelines and TBL-ML & TF Risk Management Guidelines ensure full compliance of all issues including the following:

1. Mandatory KYC management.
2. Maintenance & monitoring the TP (Transaction Profile) of all the accounts.
3. Monitoring of unusual/suspicious transaction and report to Bangladesh Bank, if required.
4. Submission of Cash Transaction Report (CTR) to BFIU through goAML & FIU on every month.
5. Adequate training are providing to the officials of TBL on AML & CFT.
6. Identification of customer on the basis of risk grading.
7. Identification of Politically Exposed Persons (PEPs) & Local Influential Person (LIPs) customer.
8. Transaction monitoring of High Risk and LIPs account.
9. Declared Customer Acceptance Policy.
10. Automated Sanction Screening of UN sanction list.
11. Introducing Unique Customer Identification Code.
12. Introducing AML & CFT audit conducted by HO-AMLD on behalf of Central Compliance Unit. (CCU)

For review the overall AML/CFT compliance status & mitigating the AML/CFT risks, TBL has a Central Compliance Unit (CCU) comprising of CAMLCO, Deputy CAMLCO and other Divisional Heads at Head Office. Routine affairs of monitoring etc. are conducted by the dedicated team at Anti-Money Laundering Division, Head Office. A designated Branch Anti-Money Laundering Compliance Officer (BAMLCO) is appointed in every TBL branch and is assigned to review & report the AML & CFT activities and measures of the branch.

2.33.6 IT risk management

The advancement of information and communicative technology (ICT) is given credit for the evolution of banking services, in particular, online banking. Information Technology (IT) Risk is a growing component of total operational Risk. As business increasingly depend on IT to automate processes and store information, IT Risk Management is emerging as a separate practice. IT includes security, availability, performance and compliance elements. IT Risk Management helps to reduce service costs and achieve greater compliance by effectively assessing classifying IT risk.

IT Risk management requires a disciplined approach that includes IT Risk awareness, quantification of business impacts, solution design and implementation across people, process, and technology, and creation of a sustained IT Risk Management program complete with performance measurement and a model for continuous improvement.

Compliance definitions

a) Data Protection

- Privacy & data security
- Growth of unstructured data
- Business continually and disaster recovery

b) Data Retention

- New model of data storage, software as service & disaster recovery
- Access by legitimate user

c) Strategic Governance Risk

- Alignment of IT risk control framework with business strategy
- Public disclosures accurately reflect corporate performance

d) National Security - Assuring IT system & network support legal infrastructure through electronic signatures, data movements and IT resources

e) Civil & Criminal legal Framework

- Protecting individual & corporate intellectual property
- Availability keeping existing process running & recovering from interruption
- Access ensuring that people have right access
- Providing accurate, timely and complete information
- Implementing new strategic initiatives

Since the automation of the Bank and centralization of information system, all the branches of the bank are connected to the Head Office IT department in Dhaka through a dedicated link and Disaster Recover site at Jessore. The infrastructure design is up to standard and completely secure.

2.33.7 Liquidity risk management

Liquidity risk arises from bank's inability to meet its obligations as they fall due or to fund increases in assets without incurring unacceptable cost or losses. Borrowing short term and lending long term is the business of banks. But when depositors withdraw funds it can lead to bank failure. There are also a surprising number of things that create liquidity risk. This is why banks need to assess how much liquidity will be held particularly under stressed conditions. It's also necessary translated into a portfolio of high quality liquidity that meets the risk appetite at the crisis moment. An effective liquidity risk management process included in the system of the bank to measure, monitor and control the liquidity exposure of the bank. Different liquidity ratio i.e. CRR, SLR, LCR, NSFR, ADR and IDR are measured for taking right decision to manage liquidity risk of the bank.

2.34 Interest rate risk management

Interest rate risk is the potential impact on a bank's earnings and net asset values due to changes in market interest rates. Interest rate risk arises when a bank's principal and interest cash flows (including final maturities), both on- and off-balance sheet, have mismatched re-pricing dates. The amount at risk is a function of the magnitude and direction of interest rate changes and the size and maturity structure of the mismatch position. Bank's lending, funding and investment activities give rise to interest rate risk. Managing interest rate risk requires a clear understanding of the amount at risk and the impact of changes in interest rates on this risk position. To make these determinations, sufficient information must be readily available to permit appropriate action to be taken within acceptable, often very short, time periods. The longer it takes a bank to eliminate or reverse an unwanted exposure, the greater the possibility of loss.

2.35 Operation risk management

Operational Risk is defined as the risk of loss resulting from inadequate or failed internal processes, people and systems or from external events. It includes legal risk but excludes strategic and reputational risk. Operational Risk Management is a continual cyclic process which includes risk assessment, risk decision making, and implementation of risk controls, which results in acceptance, mitigation, or avoidance of risk. The Bank's operational risk management focuses on proactive measures in order to ensure business continuity as well as the accuracy of information used internally and reported externally, a competent and well-informed staff, and its adherence to established rules and procedures as well as on security arrangements to protect the physical and ICT infrastructure of the Bank.

2.36 Basel –III Activities

To improve the banking sector's ability to absorb shocks arising from financial and economic stress, Bangladesh Bank issued final Basel III guidelines, applicable with effect from January, 2015 in a phased manner through till December, 2019 as per the transitional arrangement provided by Bangladesh Bank for Basel III implementation. The Basel III rules on capital consist of measures on improving the quality, consistency and transparency of capital, enhancing risk coverage, introducing a supplementary leverage ratio and promoting counter-cyclical buffers and addressing systemic risk and inter-connectedness.

Pillar-I: Minimum Capital Requirement:

Banks must hold minimum regulatory capital against Credit, Market and Operational Risk inherent with Banking Business. Trust Bank Ltd. has adopted the following measurement approaches for computing its Capital Adequacy Ratio:

- Standardized Approach for Credit Risk,
- Basic Indicator Approach for Operational Risk, and
- Standardized Approach for Market Risk.

Pillar-II: Supervisory Review Process (SRP)

In compliance with the Pillar–II guidelines of the Bangladesh Bank under Basel III framework, Trust Bank Ltd. has formulated its own Board approved Internal Capital Adequacy Assessment Process (ICAAP) to assess various risks that it is exposed to. The assessment of adequate capital would be the outcome of the dialogue to be held between the bank's SRP and Bangladesh Bank's SREP team.

Following Risk has to be assessed for Adequate Capital Requirement under ICAAP as per Bangladesh Bank Guideline:

- Residual Risk
- Concentration Risk
- Liquidity Risk
- Reputation Risk
- Strategic Risk
- Settlement Risk
- Evaluation of Core Risk Management
- Environmental & Climate Change Risk
- Other material Risks

Pillar-III: Market Discipline:

Pillar- III (Market discipline) of Basel III, aims to encourage Market discipline by developing a set of disclosure requirements which allows market participants to assess key pieces of information on the scope of application, capital, risk exposures, risk assessment processes and hence, the capital adequacy of the Bank. The Pillar–III Disclosures are published on a yearly basis on the Bank's website. The Pillar-III year-end disclosures are also published in the Annual Report of the Bank in addition to Bank's website.

2.37 Earning per share (EPS)

Basic earnings per share

Basic earnings per share has been calculated in accordance with BAS 33 "Earnings per Share" which has been shown on the face of the profit and loss account. This has been calculated by dividing the basic earnings by the weighted average number of ordinary shares outstanding during the year.

Diluted earnings per share

Diluted earnings per share is not required to be calculated for the year as there was no scope for dilution during the year under review.

2.38 Non controlling interest

Non controlling interest is that portion of the profit or loss and net assets of the subsidiaries (Trust Bank Investment Limited and Trust Bank Securities Ltd) attributable to equity interests that are not owned, directly or indirectly through subsidiary, by the Parent (Trust Bank Limited).

2.39 Compliance of Bangladesh Accounting Standards (BAS) and Bangladesh Financial Reporting Standards

The Institute of Chartered Accountants of Bangladesh (ICAB) is the sole authority for adoption of Bangladesh Accounting Standards (BAS) and Bangladesh Financial Reporting Standards (BFRS) in context of Bangladesh from the standards adopted by International Federation of Accountants Committee (IFAC) as International Accounting Standards (IAS) and International Financial Reporting Standards (IFRS). While preparing the financial statements, Trust Bank Limited applied most of the BAS and BFRS, details of which are given below:

Name of BAS	BAS No.	Status
Presentation of Financial Statements	1	*Applied
Inventories	2	N/A
Statements of Cash Flow	7	Applied
Accounting Policies, Changes in Accounting Estimates and Errors	8	Applied
Events after the Reporting Period	10	Applied
Construction Contracts	11	N/A
Income Taxes	12	Applied
Property, Plant and Equipment	16	Applied
Lease	17	N/A
Revenue	18	Applied
Employee Benefits	19	Applied
Accounting for Government Grants and Disclosure of Government Assistance	20	N/A
The effects of Changes in Foreign Exchange Rate	21	Applied
Borrowing Cost	23	Applied
Related Party Disclosures	24	Applied
Accounting and Reporting by Retirement Benefit Plans	26	N/A
Separate Financial Statements	27	Applied
Investment in Associates	28	N/A
Interest in Joint Ventures	31	N/A
Financial Instruments: Presentation	32	*Applied
Earnings per Share	33	Applied
Interim Financial Reporting	34	Applied
Impairment of Assets	36	Applied
Provisions, Contingent Liabilities and Contingent Assets	37	*Applied
Intangible Assets	38	Applied
Financial Instruments: Recognition and Measurement	39	*Applied
Investment Property	40	N/A
Agriculture	41	N/A

Name of BFRS	BFRS No.	Status
First-time Adoption of Bangladesh Financial Reporting Standards	1	N/A
Share-based Payment	2	N/A
Business Combinations	3	N/A
Insurance Contracts	4	N/A
Non-current assets Held for Sale and Discontinued Operations	5	N/A
Exploration for and Evaluation of Mineral Resources	6	N/A
Financial Instruments: Disclosures	7	*Applied
Operating Segments	8	Applied
Consolidated Financial Statements	10	Applied
Joint Arrangements	11	N/A
Disclosure of Interest in Other Entities	12	Applied
Fair Value Measurement	13	*Applied

* Subject to departure described in note 2.1

N/A= Not Applicable

2.40 The financial statements for the 1st quarter ended 31 March 2017 (Unaudited) were approved by the board of Directors on 13 April 2017

2.41 General

- i) Figures have been rounded off to the nearest taka;
- ii) Prior year's figures shown for comparison purpose, have been rearranged, whenever necessary, to confirm to current year's presentation.

		31.03.2017 (Unaudited) Taka	31.12.2016 (Audited) Taka
3	CASH		
3.1	Cash in hand		
	In local currency	3,156,127,483	3,320,083,931
	In foreign currencies	119,488,437	34,569,662
		<u>3,275,615,920</u>	<u>3,354,653,593</u>
3.2	Balance with Bangladesh Bank and its agent bank(s)		
	Balance with Bangladesh Bank		
	In local currency	11,031,457,838	10,742,684,494
	In foreign currencies	858,476,915	1,440,003,964
		<u>11,889,934,753</u>	<u>12,182,688,458</u>
	Balance with Sonali Bank in local currency (as agent of Bangladesh)	128,258,054	108,286,114
		<u>12,018,192,807</u>	<u>12,290,974,572</u>
3.3	Cash Reserve Requirement (CRR) and Statutory Liquidity Ratio (SLR)		
	Cash Reserve Requirement (CRR) and Statutory Liquidity Ratio (SLR) have been calculated and maintained in accordance with the Section 33 of the Bank Companies Act 1991 and MPD circular nos.01, dated July 24, 2014 issued by Bangladesh Bank.		
	The Cash Reserve Requirement (CRR) has been calculated @ 6.5% on the Bank's time & demand liabilities of the month earlier of the previous month and maintained with Bangladesh Bank in current account and 13% Statutory Liquidity Ratio (SLR) on the same liabilities has also been maintained in the form of Treasury Bills, Bonds and Debentures including FC balance with Bangladesh Bank and the components of CRR. Both reserves have been maintained during the year by the Bank are in excess of the statutory requirements.		
	The position of CRR and SLR as on 31 March 2017 is shown below:		
3.3.1	Cash Reserve Requirement (CRR) for Conventional Banking		
	Average Demand and Time Liabilities of the month earlier of the previous month	<u>156,541,984,368</u>	<u>149,547,391,900</u>
3.3.1.1	Minimum Required Reserve (6% of Average Demand and Time Liabilities)	9,392,519,062	8,972,843,514
	Actual Reserve held (6.8% of Average Demand and Time Liabilities)	10,641,564,351	10,735,415,328
	Surplus	<u>1,249,045,289</u>	<u>1,762,571,814</u>
3.3.1.2	Average Required Reserve (6.5% of Average Demand and Time Liabilities)	10,175,228,984	9,720,580,474
	Average Reserve held with B. Bank (6.64% of Average Demand and Time Liabilities)	10,396,949,921	10,140,397,580
	Surplus	<u>221,720,937</u>	<u>419,817,106</u>
3.3.1.3	Statutory Liquidity Ratio for Conventional Banking (SLR)		
	Required Reserve (13% of Average Demand and Time Liabilities)	20,350,457,968	19,441,160,947
	Actual Reserve held with B. Bank (15.92% of Average Demand and Time Liabilities)	24,913,706,197	32,783,931,414
	Surplus	<u>4,563,248,229</u>	<u>13,342,770,467</u>
3.3.1.4	Components of Statutory Liquidity Requirement (SLR)		
	Cash in Hand	3,253,542,527	3,347,315,574
	Balance with Agent Bank(s)	128,258,054	108,285,539
	Excess Reserve	466,335,367	1,014,834,853
	Government Bills	14,607,377,116	14,619,375,896
	Government Bonds	4,748,600	3,905,100
	Bangladesh Bank Bill	6,453,444,533	13,690,214,452
	Other Approved Securities (Prize Bond)	-	-
	TT in Transit	-	-
		<u>24,913,706,197</u>	<u>32,783,931,414</u>

	31.03.2017 (Unaudited) Taka	31.12.2016 (Audited) Taka
3.3.2		
Average Demand and Time Liabilities of the month earlier of the previous month	13,910,518,525	13,211,593,500
3.3.2.1		
Mimimum Required Reserve (6% of Average Demand and Time Liabilities)	834,631,112	792,695,610
Minimum Reserve held (7.28% of Average Demand and Time Liabilities)	1,012,284,935	890,819,111
Surplus	177,653,823	98,123,501
3.3.2.2		
Average Required Reserve (6.5% of Average Demand and Time Liabilities)	904,183,704	858,753,578
Average Reserve held with B. Bank (7.78% of Average Demand and Time Liabilities)	1,082,650,507	916,298,392
Surplus	178,466,803	57,544,814
3.3.2.3		
Statutory Liquidity Requirement for Islamic Banking (SLR)		
Required Reserve (5.5% of Average Demand and Time Liabilities)	765,078,519	726,637,643
Actual Reserve held with B. Bank (6.69% of Average Demand and Time Liabilities)	930,354,625	789,735,553
Surplus	165,276,106	63,097,910
3.3.2.4		
Held for Statutory Liquidity Requirement		
Cash in Hand	22,253,394	7,670,018
Excess Reserve	108,101,231	32,065,535
Balance with Agent Bank(s)	-	-
Government Bills	-	-
Government Bonds	-	-
Government Islamic Investment Bonds	800,000,000	750,000,000
	930,354,625	789,735,553
4		
BALANCE WITH OTHER BANKS AND FINANCIAL INSTITUTIONS		
4.1		
In Bangladesh		
Current Deposits		
Sonali Bank Ltd.	13,701,900	16,610,939
Agrani Bank Ltd. Ltd.	4,875	4,875
Sonali Bank Ltd. (TAX Settlement A/C)	418,847	418,847
Social Islamic Bank Limited	2,825	2,002,825
	14,128,447	19,037,486
Short Term Deposits		
Sonali Bank Ltd.	129,546,160	108,973,755
AB Bank Ltd.	4,083,780	4,080,218
Rupali Bank Ltd.	742,673	1,778,601
Janata Bank Ltd.	681,424	1,577,059
Prime Bank Ltd.	2,844,788	3,535,850
Standard Chartered Bank	35,074,442	138,461,189
Dutch Bangla Bank Ltd.	83,366	83,898
Bank Asia Limited	26,644,712	260,145,057
Standard Bank Limited	2,900,104	2,900,104
Al Arafah Islami Bank Limited	15,391	15,391
NCC Bank Limited	52,349	52,434
Southeast Bank Limited	4,963	5,464
	202,674,152	521,609,020
Mudaraba Short Term Deposit		
AB Bank Ltd.	13,584,889	775,900,029
The City Bank Limited	6,685,669	6,685,669
EXIM Bank Ltd	14,060,245	10,299,677
Bank Asia Ltd.	546,670	546,670
Union Bank Ltd.	675,915	675,915
Social Islami Bank Ltd.	1,858,468	1,858,468
	37,411,856	795,966,428

	31.03.2017 (Unaudited) Taka	31.12.2016 (Audited) Taka
Fixed Deposits in local Currency		
Fixed With Bank		
AB Bank Limited	-	1,000,000,000
One Bank Limited	-	1,000,000,000
Mercantile Bank Limited	-	500,000,000
Jamuna bank Limited	-	400,000,000
Dhaka Bank Limited	-	1,000,000,000
Eastern Bank Limited	-	1,000,000,000
BRAC Bank Limited	1,000,000,000	2,000,000,000
National Bank limited	500,000,000	1,000,000,000
Standard Bank Limited	-	1,000,000,000
	1,500,000,000	8,900,000,000
Fixed With NBFi		
GSP Finance Co. Ltd.	-	100,000,000
IDLC Finance Limited	-	300,000,000
Delta Brac Housing Ltd.	150,000,000	450,000,000
	150,000,000	850,000,000
Mudaraba Term Deposits		
Social Islami Bank Ltd.	-	-
Islamic Finance & Investment Ltd.	300,000,000	300,000,000
Hajj Finance Co. Ltd	250,000,000	250,000,000
Shahjalal Islami Bank Limited	-	250,000,000
EXIM Bank Limited	-	500,000,000
	550,000,000	1,300,000,000
	2,454,214,455	12,386,612,934
4.2 Outside Bangladesh		
Current Account		
Dollar Account		
Mashreqbank psc, USA	233,002,909	408,993,413
Standard Chartered Bank, USA	1,100,404,655	929,480,364
ICICI Bank Ltd., Hongkong	295,558,170	257,856,401
Commerz Bank, AG Germany	269,413,567	367,229,940
Habib Bank Limited	6,111,967	6,051,227
Sonali Bank Ltd. UK	622,485	631,301
United Bank Of India	31,800,321	37,565,148
GBP Account		
Standard Chartered Bank, UK	30,835,950	8,390,696
Sonali Bank Ltd. UK	209,887	656,309
Japanese Yen Account		
Standard Chartered Bank, Japan	2,588,651	60,852
Commerzbank Ag, Frankfurt, Germany	4,928,157	825,650
Australian Dollar Account		
Commerzbank Ag, Frankfurt, Germany	3,995,930	2,494,715
EURO Account		
Standard Chartered Bank, UK	26,206,463	22,191,775
ICICI Bank Ltd., Mumbai, India	1,550,276	1,480,395
Sonali Bank Ltd. UK	400,106	783,939
Commerzbank AG, Germany	26,864,083	6,131,954
ACUD Account		
ICICI Bank Ltd., Mumbai, India	84,039,268	53,171,410
AB Bank, Mumbai, India	88,266,714	82,221,111
Mashreqbank, Mumbai, India	54,645,114	42,828,290
Standard Chartered Bank, Mumbai, India	33,581,381	43,449,671
CHF Account		
Habib Bank, Zurich	7,275,636	3,252,582
SAR Accounts		
Bank Aljazira - SAR	2,171,574	2,149,498
	2,304,473,264	2,277,896,641
	4,758,687,719	14,664,509,575

For details please refer to Annexure - A

		31.03.2017 (Unaudited) Taka	31.12.2016 (Audited) Taka
4.3	Remaining maturity grouping of balance with other banks and financial institutions		
	On demand	2,318,601,711	2,296,934,127
	Upto 1 month	890,086,008	7,737,575,448
	Over 1 month but not more than 3 months	1,230,000,000	4,350,000,000
	Over 3 months but not more than 1 Year	320,000,000	280,000,000
	Over 1 Year but not more than 5 Years	-	-
	Over 5 Years	-	-
		4,758,687,719	14,664,509,575
4 (a)	CONSOLIDATED BALANCE WITH OTHER BANKS AND FINANCIAL INSTITUTIONS		
	In Bangladesh		
	Trust Bank Limited	2,454,214,455	12,386,612,934
	Trust Bank Securities Limited	141,653,387	143,179,943
	Trust Bank Investment Limited	319,092,482	362,747,462
		2,914,960,324	12,892,540,339
	Less : Inter Company Transaction	321,676,397	435,590,048
		2,593,283,927	12,456,950,291
	Outside Bangladesh	2,304,473,264	2,277,896,641
		4,897,757,191	14,734,846,932
5	MONEY AT CALL AND SHORT NOTICE		
	Banks		
	The City Bank Ltd.	960,000,000	490,000,000
	NCC Bank Ltd.	-	550,000,000
		960,000,000	1,040,000,000
	Non-Banking Financial Institutions	-	-
	Investment Corporation of Bangladesh	-	-
	Non-Banking Financial Institutions	-	-
		960,000,000	1,040,000,000
6	INVESTMENTS		
	Government Securities		
	Treasury Bills		
	Treasury Bills -HTM	-	-
	Treasury Bills-HFT	6,453,444,533	8,592,427,352
		6,453,444,533	8,592,427,352
	Treasury Bonds		
	Treasury Bond - HFT	-	-
	Treasury Bond - HTM	14,607,377,116	14,619,375,896
		14,607,377,116	14,619,375,896
	Bangladesh Bank Bill		
	Bangladesh Bank Bill - HTM	-	-
	Bangladesh Bank Bill - HFT	-	5,097,787,100
		-	5,097,787,100
	Govt. Islamic Investment Bond		
	Govt. Islamic Investment Bond - HFT	800,000,000	750,000,000
	Bangladesh Govt. Islamic Investment Bond - HTM	-	-
		800,000,000	750,000,000
	Prize Bond	4,748,600	3,905,100
		4,748,600	3,905,100
		21,865,570,249	29,063,495,448
	Other Investment		
	Ordinary Shares		
	Quoted	203,885,462	496,968,619
	Unquoted	18,062,657	18,062,657
		221,948,119	515,031,276
	Investment in Commercial papers	200,000,000	-
	Investment in Corporate Bonds	1,095,480,000	1,160,480,000
		1,517,428,119	1,675,511,276
		23,382,998,368	30,739,006,724

	31.03.2017 (Unaudited) Taka	31.12.2016 (Audited) Taka
6 (a) Consolidated Investments		
Government Securities		
Trust Bank Limited	21,865,570,249	29,063,495,448
Trust Bank Securities Limited	-	-
Trust Bank Investment Limited	-	-
	21,865,570,249	29,063,495,448
Other Investment		
Trust Bank Limited	1,517,428,119	1,675,511,276
Trust Bank Securities Limited	-	-
Trust Bank Investment Limited	1,908,136,308	1,725,123,621
	3,425,564,427	3,400,634,897
Less : Inter Company Transaction	-	-
	25,291,134,676	32,464,130,345
6.1 Treasury Bills-at Present Value		
28 days Treasury Bills	-	-
91 days Treasury Bills	-	-
182 days Treasury Bills	-	998,619,000
364 days Treasury Bills	6,453,444,533	7,593,808,352
	6,453,444,533	8,592,427,352
6.2 Treasury Bonds-at Present Value		
02 years Treasury Bonds	1,516,317,953	1,528,316,733
05 years Treasury Bonds	2,117,557,623	2,117,557,623
10 years Treasury Bonds	6,481,270,409	6,481,270,409
15 years Treasury Bonds	3,121,324,777	3,121,324,777
20 years Treasury Bonds	1,370,906,354	1,370,906,354
	14,607,377,116	14,619,375,896

6.3 Repo & Reverse Repo Transactions during the period ended on 31 March 2017
 Discloser required as per Bangladesh Bank DOS Circular No.-06 Dated: 15 July 2010 regarding of repo and reverse repo during the year ended on 31 March 2017

a. (i) Disclosure regarding outstanding REPO as on 31 March 2017

SI No.	Counter Party	Agreement Date	Reversal Date	Amount (1st Leg Cash Consideration)
1	-	-	-	-

(ii) Disclosure regarding outstanding Reverse REPO as on 31 March 2017

SI No.	Counter Party	Agreement Date	Reversal Date	Amount (1st Leg Cash Consideration)
1	-	-	-	-

b. Disclosure regarding overall transaction of REPO and Reverse REPO:

	Minimum Outstanding during the year	Maximum Outstanding during the year	Daily Average Outstanding during the year
Securities sold under REPO:			
i) with Bangladesh Bank			
ii) with other Banks & Fis	-	-	-
Securities purchased reunder REPO:			
i) with Bangladesh Bank			

6.4 Other Investment

This represents investment made by the company both in listed and unlisted securities. The investment is made up as under:

Particulars	31.03.2017			31.12.2016		
	No. of Securities	At Cost	Market Value	No. of Securities	At Cost	Market Value
Investment Securities : Quoted	14	203,895,462	266,795,390	14	496,968,619	501,023,676
Investment Securities : Unquoted	3	18,062,657	18,062,657	3	18,062,657	18,062,657
Investment in Corporate Bonds	5	1,095,480,000	1,095,480,000	5	960,480,000	960,480,000
Investment in Commercial Paper	1	200,000,000	200,000,000		-	-
Balance as on 31 March 2017	23	1,517,428,119	1,580,338,047	22	1,475,511,276	1,479,566,333

31.03.2017 (Unaudited) Taka	31.12.2016 (Audited) Taka
--	--

6.4.1 Investment in Ordinary Shares - Quoted

Investment has been recorded at cost and adequate provision for probable future losses as per Bangladesh Bank guideline has been made. Market value of securities has been determined on the basis of the value of securities at the last trading date of the period (Last trading date for the period was 30 March 2017).

6.4.1.1 Sector wise investment in listed securities at cost

Banking Companies	3,010,593	12,898,147
Manufacturing Companies and others	28,676,758	19,433,500
Power Sector	14,375,320	15,427,275
IBBL Bond	54,051,240	54,051,240
Investment Fund	-	-
Mutual Fund	103,464,251	395,158,457
	<u>203,578,162</u>	<u>496,968,619</u>

6.4.1.2 Investment in Ordinary Share - Quoted

Under Conventional Banking	148,782,806	432,316,698
Under Islamic Banking	55,102,656	64,651,921
	<u>203,885,462</u>	<u>496,968,619</u>

Security wise Investment in Quoted Shares is given below:

SL	Name of Security	Nos of Share			Average cost rate	31-Dec-16	31-Dec-16
		Conventional	Islamic	Total			
1	EBL NRB Mutual Fund	-	-	-	-	-	49,070,000
2	First Bangladesh Fixed Income Fund	-	-	-	-	-	236,093,033
3	IBBL Mudaraba Perpetual Bond	-	55,915	55,915	966.67	54,051,240	54,051,240
4	Islami Bank Bangladesh Ltd.	-	-	-	-	-	3,773,943
5	Popular Life First Mutual Fund	1,322,947	-	1,322,947	7.56	10,000,000	10,000,000
6	Power Grid Company of Bangladesh Ltd.	-	-	-	-	-	-
7	Prime Bank Ltd.	61,600	-	61,600	32.68	2,012,905	2,012,905
8	Pubali Bank Ltd.	23,625	-	23,625	42.23	997,688	997,688
9	Square Pharmaceuticals Ltd.	3,557	-	3,557	165.77	589,631	589,631
10	Summit Power Ltd.	314,637	-	314,637	45.69	14,375,320	14,375,320
11	Pasific Denime Ltd.	30,730	-	30,730	10.00	307,300	-
12	Shepherd Industries Ltd.	5,655	-	5,655	10.00	56,550	-
13	Mobile Jamuna Bd Ltd.	7,990	-	7,990	114.92	918,235	-
14	Olympic Industries Ltd.	30,000	-	30,000	288.99	8,669,621	-
15	Social Islami Bank Ltd.	-	-	-	-	-	6,113,610
16	Padma Oil Co. Ltd.	-	3,000	3,000	350.47	1,051,416	1,051,956
17	IT Consultants Ltd. (ITCL)	2,000,000	-	2,000,000	8.70	17,391,304	18,843,870
18	LR Global Bangladesh Mutual Fund One	6,554,016	-	6,554,016	9.64	63,205,696	36,789,728
19	Trust Bank Ltd. Mutual Fund	7,000,000	-	7,000,000	7.50	52,500,000	52,500,000
						<u>203,885,462</u>	<u>496,968,619</u>

Provision for Investment and Securities has been shown separately in note no. "12 - Other Liabilities"

6.4.2 Unlisted Securities

Ordinary Share

CAPM Unit Fund	10,000,000	10,000,000
Central Depository Bangladesh Limited (CDBL)	4,708,330	4,708,330
SWIFT	3,354,327	3,354,327
	<u>18,062,657</u>	<u>18,062,657</u>

6.4.3 Investment in Commercial Papers

Danish Condensed Milk	200,000,000	-
	<u>200,000,000</u>	<u>-</u>

6.4.4 Investment in Corporate Bonds

	Rate of Interest/Profit		
Prime Bank Ltd. Subordinated Bond	11.50%	-	65,000,000
Dhaka Bank Ltd. Subordinated Bond	11.65%	20,000,000	20,000,000
National Bank Ltd. Subordinated Bond	11.50%	20,480,000	20,480,000
Al-Arafa Islamic Bank Ltd. Subordinated Bond	10.50%	600,000,000	600,000,000
MTBL Partly Convertible Subordinated Bond	12.00%	55,000,000	55,000,000
One Bank Limited Subordinate Bond	8.60%	400,000,000	400,000,000
		<u>1,095,480,000</u>	<u>1,160,480,000</u>

	31.03.2017 (Unaudited) Taka	31.12.2016 (Audited) Taka
6.4.4.1 Investment in Corporate Bonds		
Under Conventional Banking	895,480,000	960,480,000
Under Islamic Banking	200,000,000	200,000,000
	1,095,480,000	1,160,480,000
6.5 Remaining maturity grouping of Investments		
On demand	4,748,600	3,905,100
Upto 1 month	5,647,602,152	7,424,834,100
Over 1 month but not more than 3 months	603,920,833	793,967,399
Over 3 months but not more than 1 Year	5,930,560,334	7,796,835,792
Over 1 Year but not more than 5 Years	4,157,332,070	5,465,594,086
Over 5 Years	7,038,834,379	9,253,870,247
	23,382,998,368	30,739,006,724
7 LOANS AND ADVANCES/ISLAMI BANKING INVESTMENTS		
Loans And Advances Under Coventional Banking		
Repair & Recon. of Dwelling House (RRDH)	2,584,584,950	3,301,484,923
Consumer Durable Scheme Loans (CDS)	2,394,059	2,395,972
Marriage Loans (ML)	610,866,819	703,642,944
Car Loans (CL)	76,503,117	77,626,717
House Building Loans (HBL)	6,246,067,018	5,704,032,162
Term Loans	56,695,647,817	55,686,305,713
Other Retail Loans	2,690,103,411	2,579,422,674
Time Loan	14,083,577,786	16,046,874,680
Other Loans	24,407,722,534	14,589,656,653
Staff Loans	905,523,712	893,694,841
Loans against Credit Card	178,644,520	166,689,274
Loans against Trust Receipts (LTR)	4,414,270,174	4,223,179,204
Payment Against Documents (PAD)	3,639,572,075	3,255,772,503
Packing Credit (Loan agt. Packing Credit)	144,021,936	136,655,338
	116,679,499,928	107,367,433,598
Loans And Advances under Islamic Banking		
Bai-Muajjal	5,471,487,953	4,281,912,957
Hire Purchase under Shirkatul Melk	947,330,274	798,039,682
IHSAN Apartment Purchase Scheme	97,374,463	81,617,973
BARAKAT Home Construction Scheme	113,894,661	90,516,096
BARAKAT Car Scheme	5,367,739	5,754,294
HPSM-Real Estate	531,777,305	405,448,401
Murabaha TR	2,015,473,171	1,627,683,894
Bai-Salam	56,562,819	88,011,187
Household Durable & others scheme	1,259,390	1,414,099
TIB House Build. Inv. for Rtd. Def. Officer (M)	4,963,568	-
TIB House Building Scheme-HBL (RM)	11,738,601	11,875,101
TIB Household Durable Scheme(Household Durable)	848,473	1,075,931
HPSM General	2,813,286,792	2,760,595,693
Barkat Doctors Scheme	925,739	1,004,055
MIB- EDF - TIB	872,462,479	1,244,416,663
Trust Nibash	3,924,960	480,705
Trust Power	19,426,171	13,094,983
	12,968,104,558	11,412,941,714
Cash Credit		
Cash Credit	1,220,527,995	1,184,444,872
Cash Collateral	3,690,094,697	2,146,720,142
	4,910,622,692	3,331,165,014
Overdraft		
Overdrafts	12,404,476,237	11,488,004,554
Secured Overdrafts	3,885,930,750	5,042,371,622
	16,290,406,987	16,530,376,176
Total Loans, Cash Credits and Overdrafts	150,848,634,165	138,641,916,502
Bills Purchased and Discounted		
Under Conventional banking	3,419,464,748	2,926,709,092
Under Islamic banking	333,340,703	418,807,719
	3,752,805,451	3,345,516,811
	154,601,439,616	141,987,433,313

Note - 7.6

	31.03.2017 (Unaudited) Taka	31.12.2016 (Audited) Taka
7.1 Residual maturity grouping of Loans and Advances including Bills Purchased and Discounted		
Repayable on demand	7,995,746,695	7,343,369,851
Not more than 3 months	52,274,120,760	48,009,049,941
More than 3 months but not more than 1 Year	52,644,861,193	48,349,541,482
More than 1 Year but not more than 5 Years	30,850,852,209	28,333,716,242
More than 5 Years	10,835,858,759	9,951,755,797
	154,601,439,616	141,987,433,313
7.2 Loans and Advances including Bills Purchased and Discounted		
Inside Bangladesh		
Loans	129,647,604,486	118,780,375,312
Cash Credit	4,910,622,692	3,331,165,014
Overdraft	16,290,406,987	16,530,376,176
Bills purchased and discounted	3,752,805,451	3,345,516,811
	154,601,439,616	141,987,433,313
Outside Bangladesh	-	-
	154,601,439,616	141,987,433,313
7.3 Loans and Advances on the basis of significant concentration		
7.3.1 Advances to Directors and Others		
Advance to Directors and their allied concerns	397,875,074	357,606,100
Advances to CEO and Senior Executives	181,719,071	195,165,818
Advances to Customers (Group wise)	42,528,231,896	44,931,290,829
Industrial Advances (Project finance)	23,120,739,832	23,385,382,797
Other Staff Loan	723,804,641	698,529,023
Other Customers	87,649,069,102	72,419,458,746
	154,601,439,616	141,987,433,313

7.3.2 Disclosure of Large Loan

As per BRPD Circular No. 5 dated 9 April 2005 issued by Bangladesh Bank, disclosure on large loan i.e. loan sanctioned to any individual or enterprise or any organization of a group amounting to 10% or more of the Bank's total capital and classified amount therein and measures taken for recovery of such loan have been furnished as under:

Total Capital	19,837,205,237	19,458,323,810
Total Loans and Advances	45,257,593,567	67,977,866,439
No. of Customers		29
Classified amount thereon		Nil

Measures taken for recovery of classified loans:

N/A

Single Borrower Exposure Limit has been calculated on the basis of total eligible capital as on 30 June 2016 according to BRPD Circular 02, dated 16 January 2014.

Details of Large Loans

SL #	Name of the Client	CL Status	Outstanding Loan		Total 31.03.17	Total 31.12.16
			Funded	Non-Funded		
1	Pretty Sweater Ind. Ltd.	UC	2,213,609,664	2,533,230,634	4,746,840,298	4,698,723,568
2	Dhaka Northern Power Generations Ltd., Doreen Hotels & Resorts Ltd., Eastern Cement Industries Ltd.	UC	3,029,653,278	979,247,067	4,008,900,345	4,576,818,522
3	Sena Kalyan Sangstha & allied	UC	3,541,004,060	1,346,589,772	4,887,593,832	4,235,834,398
4	Jolshiri Abashon	UC	3,880,950,224	-	3,880,950,224	3,786,292,901
5	Khulna Shipyard Ltd.	UC	-	3,960,904,865	3,960,904,865	3,617,879,544
6	Sena Hotel Development Ltd., Trust Transport Services	UC	2,935,905,390	1,652,726	2,937,558,116	2,990,098,857
7	SQ Celcius Limited & SQ Birchina Ltd.	UC	2,095,380,623	640,240,959	2,735,621,582	2,873,850,536
8	Masihata Sweaters Ltd., Mega Yarn Dyeing Mills Ltd.	UC	1,250,802,975	1,410,004,638	2,660,807,613	2,531,449,052
9	ASR Computerized Sweater (Ind.) Ltd., ASR Sweater Ltd., Golden Times Sweater & Dyeing (Ind.) Ltd	UC	945,975,857	1,237,452,867	2,183,428,724	2,530,105,027
10	Shah Cement Ind. Ltd., Abul Khair Steel Ind. Ltd., A.K. Corporation Ltd., Abul Khair Strip Processing Ltd., Abul Khair Steel Melting Ltd	UC	-	-	-	2,467,105,890

31.03.2017
(Unaudited)
Taka

31.12.2016
(Audited)
Taka

SL #	Name of the Client	CL Status	Outstanding Loan		Total 31.03.17	Total 31.12.16
			Funded	Non-Funded		
11	Elegance Housing Society	UC	2,525,645,481	-	2,525,645,481	2,464,044,372
12	Divine Housing Society	UC	2,447,177,931	-	2,447,177,931	2,387,490,664
13	United Ashugonj Power Ltd., United Power Generation & Distribution Company Ltd., United Ashuganj Energy Ltd., United Enterprise & Co. Ltd., Neptune Commercial Ltd.	UC	1,851,408,230	235,613,598	2,087,021,828	2,057,878,335
14	Bangladesh Steel Re-rolling Mills Ltd., BSRM Steels Ltd., BISCO, BSRM Wires Ltd.	UC	-	-	-	1,906,290,321
15	The ACME Laboratories Ltd.	UC	-	-	-	1,892,051,437
16	Santana Enterprise	UC	-	-	-	1,876,963,154
17	KYCR Coil Industries Ltd., Steel Accessories Ltd., KDS Logistics Ltd.	UC	1,447,359,115	518,627,979	1,965,987,094	1,755,596,064
18	Sky Capital Airlines Ltd. & Blue Planet Knitwear Ltd.	UC	-	-	-	1,682,735,163
19	Zaber & Zubair Fabrics Ltd., Talha Spinning Mills Ltd., Yasmin Spinning Mills Ltd., Nice Denim Ltd., Zarba Textile Mills Ltd.	UC	-	-	-	1,678,255,530
20	Durable Plastic Ltd., Habigonj Agro Ltd., Mymensingh Agro Ltd., Sun Basic Chemicals Ltd.	UC	2,034,588,217	228,917,177	2,263,505,394	1,658,570,509
21	Shabab Fabrics Ltd.	UC	-	-	-	1,640,891,786
22	Masud & Brothers, Ruby Food Products Ltd	UC	-	-	-	1,640,607,283
23	Barakatullah Electro Dynamics Ltd., Baraka Patenga Power Ltd., Royal Homes Ltd.	UC	-	-	-	1,637,792,736
24	Navana Real Estate Ltd., Navana Batteries Ltd., Navana Renewable Energy Ltd.	UC	-	-	-	1,612,440,613
25	7B Associates	UC	-	-	-	1,567,195,469
26	Anwar Group of Industries	UC	-	-	-	1,566,558,482
27	KSRM Steel Plant Ltd., Kabir Steel Re-rolling Mills Ltd., Kabir Steel Ltd.	UC	-	-	-	1,565,107,466
28	Nitol Motors Ltd.	UC	-	-	-	1,552,788,702
29	Danish Condensed Milk Ltd., Danish Foods Ltd., Danish Milk (BD) Ltd.	UC	891,018,035	1,074,632,205	1,965,650,240	1,526,450,058
			31,090,479,080	14,167,114,487	45,257,593,567	67,977,866,439

31.03.2017 (Unaudited) Taka	31.12.2016 (Audited) Taka
--	--

7.3.3

According to Bangladesh Bank Circular no. 04 dated 29 January 2015 relating to Large Loan Restructuring, the term loans provided to Rising Steel Limited and Modern Steel Mills Limited have been restructured after getting approval from Bangladesh Bank against of which provision has been kept after treating the loans as SMA with additional 1% provision. Details of restructured loan is given in the following table:

Name of the Client	Nature of Loan	Restructure Date	Expiry Date	Limit	Outstanding
Rising Steel Limited	Term Loan	27-Dec-15	27-Dec-21	95544112	108451921
	Term Loan	27-Dec-15	27-Dec-21	1237212826	1404174400
Modern Steel Mills Limited	Term Loan	3-Sep-15	3-Sep-27	836688762	950198686
	Term Loan	3-Sep-15	3-Sep-21	221695247	245314565
Total				2,391,140,947	2,708,139,572

7.3.4 Geographical location-wise concentration of Loans and Advances

Inside Bangladesh

Dhaka Division	115,830,041,156	106,846,888,592
Chittagong Division	23,897,988,027	23,553,900,595
Khulna Division	4,332,519,257	3,597,557,480
Sylhet Division	3,877,170,406	3,373,708,847
Rangpur Division	2,802,733,642	1,890,296,497
Barisal Division	187,447,550	176,967,235
Rajshahi Division	3,036,815,621	2,143,038,437
Mymensingh Division	636,723,957	405,075,630
	154,601,439,616	141,987,433,313

Outside Bangladesh

-	-
154,601,439,616	141,987,433,313

7.3.5 Industry-wise concentration of Loans and Advances

Agro & Fisheries	2,503,050,644	2,776,032,616
RMG	16,333,862,349	18,825,251,185
Textile	5,913,957,371	5,561,507,920
Food and allied industries (Edible Oil included)	7,886,600,874	5,314,536,849
Pharmaceutical industries	1,822,625,601	2,937,293,394
Chemical, fertilizer, etc.	2,393,095,416	1,434,359,965
Cement and ceramic industries	3,007,178,445	2,599,817,127
Ship building industries	691,479,089	608,520,840
Ship breaking industries	3,195,318,169	2,399,747,393
Power and gas	7,497,284,699	8,124,732,391
Other manufacturing or extractive industries (Rubber & Plastic, Paper, Steel Engineering & Metal Products included)	14,401,063,395	13,746,061,139
Service Industries (Telecom & ICT, Medical Service included)	11,871,243,854	8,604,712,803
Other Industry	811,962,237	2,211,945,529
Trade & Commerce	16,447,689,643	21,401,724,305
Construction & Housing	25,154,686,753	25,387,621,707
Transport	912,692,457	1,181,019,622
Consumer Financing (Personal Services)	26,871,184,622	12,964,158,894
Loans to Financial Institution (NBFI & NGO included)	1,815,807,445	2,666,798,487
Miscellaneous (Others)	5,070,656,553	3,241,591,147
	154,601,439,616	141,987,433,313

7.3.6 Nature wise Loans and Advances

Continuous	24,948,325,944	22,927,879,079
Demand Loan	32,083,596,251	32,319,146,149
Term Loans	96,352,627,851	85,581,031,147
Short Term Agri. Credit & Micro Credit	240,209,666	263,203,732
Staff Loan	976,679,904	896,173,206
	154,601,439,616	141,987,433,313

	31.03.2017 (Unaudited) Taka	31.12.2016 (Audited) Taka
7.4 Classification of Loans and Advances including Bills Purchased and Discounted		
Unclassified Loans and Advances (including staff loan)		
Consumer Financing (House Financing, HF)	8,395,355,537	9,232,715,914
Consumer Financing (Loans for Professional, LP)	6,709,292	6,992,298
Consumer Financing (Other than HF & LP)	3,902,097,814	8,925,344,945
Small & Medium Enterprise Financing (SMEF)	12,061,079,625	12,172,211,491
Loans to BHs/ MBs/ Sds against Shares etc	40,951,700	62,509,812
All Other Credit	117,810,964,847	101,377,096,820
Short Term Agri Credit	236,993,161	259,954,954
Staff Loans	976,679,904	896,173,206
	143,430,831,880	132,932,999,440
Special Mentioned Accounts	6,000,862,542	4,498,337,723
Classified Loans and Advances		
Sub-Standard Loans and Advances	799,287,426	903,834,348
Doubtful Loans and Advances	585,667,404	638,421,004
Bad /Loss Loans and Advances	3,784,790,364	3,013,840,798
	5,169,745,194	4,556,096,150
	154,601,439,616	141,987,433,313
7.5 Particulars of Loans and Advances		
(i) Loans considered good in respect of which the bank is fully secured.	93,813,005,869	83,814,496,329
(ii) Loans considered good for which the bank holds no other security than the debtor's personal security.	2,682,044,649	2,655,054,222
(iii) Loans considered good and secured by personal undertaking of one or more parties in addition to the personal guarantee of the debtors.	46,935,781,362	46,463,448,889
(iv) Loans considered doubtful or bad not provided for	-	-
(v) Loans due by directors or officers of the bank or any of them either severally or jointly with any other person.	1,303,398,786	1,251,300,941
(vi) Loans due by companies or firms in which the directors of the bank are interested as directors, partners or managing agents or, in the case of private companies as members.	-	-
(vii) Maximum total amount of advances including temporary advances made at any time during the year to directors or managers or officers of the banking company or any of them either severally or jointly with any other persons.	1,303,398,786	1,251,300,941
(viii) Maximum total amount of advances including temporary advances granted during the year to the companies or firms in which the directors of the banking company are interested as directors, partners or managing agents or in the case of private company.	-	-
(ix) Due from Banking Companies.	-	-
(x) Amount of classified loan on which no interest has been charged:		
a) Increase/(Decrease) in provision	322,599,710	760,195,709
Amount of loan written off	-	569,668,405
Amount realized against loan previously written off	-	-
b) Provision kept against loans classified as bad debts	1,372,676,565	1,372,676,565
c) Interest credited to interest Suspense Account	1,453,718,680	1,254,089,563

	31.03.2017 (Unaudited) Taka	31.12.2016 (Audited) Taka
(xi) Cumulative amount of written off loans		
Opening Balance	569,698,405	-
Amount written off/(recovery) during the year	-	569,698,405
	<u>569,698,405</u>	<u>569,698,405</u>
The amount of written off loans for which law suit has been filed	<u>569,698,405</u>	<u>569,698,405</u>
7.6 Bills purchased and discounted		
Payable in Bangladesh	3,212,412,558	3,031,947,842
Payable out side Bangladesh	163,668,373	313,568,969
	<u>3,376,080,931</u>	<u>3,345,516,811</u>
7.7 Remaining maturity grouping of bills purchased and discounted		
Payable with in one month	1,642,695,893	1,627,824,343
Over one month but less than three months	1,441,434,444	1,428,384,942
Over three months but less than 01 year	291,950,594	289,307,526
More than 01 year	-	-
	<u>3,376,080,931</u>	<u>3,345,516,811</u>
7.8 Litigation filed by the Bank		
As of the responding date, the Bank filed lawsuit against recovery of its defaulted loans and advances as under:		
Name of the Branch		
Principal Branch	13,027,694	16,727,053
Sena Kalyan Bhaban Branch	79,451,615	86,554,204
Bogra Cantonment Branch	9,273,729	9,315,729
Chittagong Cantonment Branch	3,707,708	3,707,708
Rangpur Cantonment Branch	4,529,029	1,007,412
Jessore Cantonment Branch	21,723,125	21,723,125
Jalabad Branch	1,415,173	1,415,173
Agrabad Branch	96,355,420	237,525,479
SS Cantt. Branch	1,304,448	-
Dhanmondi Branch	40,618,487	40,618,487
Gulshan Corporate Branch	49,188,598	49,348,804
Dilkusha Corporate Branch	12,271,439	12,271,439
RWGH Branch	27,068,000	24,671,058
KYAMCH Branch	28,370,723	3,089,141
CDA Avenue Branch	102,611,391	-
Sylhet Corp. Branch	14,030,509	13,301,654
Millenum Corporate Branch	29,876,924	29,876,924
Uttara Corporate Branch	153,632,963	133,036,907
Halishar Branch	189,091,988	195,409,731
Beani Bazar Branch	37,431,620	34,941,839
Moulvibazar Branch	67,606,343	67,606,343
Goala Bazar Branch	5,674,731	4,607,685
Mirpur Branch	6,242,041	6,242,041
Karwan Bazar Branch	2,898,040	2,903,040
Joypara Branch	9,199,498	-
Joydevpur Branch	14,441,635	14,541,436
Narsingdi Branch	104,185,169	104,702,169
Jublee Road Branch	154,776,571	155,071,571
Shahjalal Upashohor Branch	4,847,160	4,897,160
Ashugonj Branch	4,674,503	4,674,503
Khulna Branch	12,683,515	12,188,169
Chowmohoni Branch	50,366,794	50,376,794
Cox's Bazar branch	3,530,258	3,530,258

	31.03.2017 (Unaudited) Taka	31.12.2016 (Audited) Taka
Rajshahi Branch	1,041,471	1,041,471
Barisal Branch	1,510,000	
Rajendrapur Branch	226,109	226,109
Elephant Road Branch	8,581,115	8,581,115
Dayarampur Branch	546,120	546,120
Khawja Garib Newas Avenue Branch	4,388,178	4,388,178
Mongla Branch	571,795	547,495
Jahanabad Cantt Branch	1,863,661	1,863,661
BUSM Cantonment Branch	2,742,009	3,054,261
Dholikhal SME Service Centre	3,152,247	3,160,047
Madhobdi SME Branch	10,487,104	10,502,104
Madina Market Branch	4,063,204	4,063,204
Natore SME/ Krishi Branch	423,909	433,909
Manikganj SME/Krishi Branch	589,549	593,549
	<u>1,396,293,309</u>	<u>1,384,884,259</u>
7 (a) Consolidated Loans and Advances/Islami Banking Investments Loans And Advances		
Trust Bank Limited	150,848,634,165	138,641,916,502
Trust Bank Securities Limited		
Trust Bank Investment Limited	2,364,318,460	2,466,163,409
	153,212,952,625	141,108,079,911
Less : Inter Company Transaction	74,620	15,182,910
	<u>153,212,878,005</u>	<u>141,092,897,001</u>
Bills purchased and discounted		
Trust Bank Limited	3,752,805,451	3,345,516,811
Trust Bank Securities Limited	-	-
Trust Bank Investment Limited	-	-
	3,752,805,451	3,345,516,811
	<u>156,965,683,456</u>	<u>144,438,413,812</u>
8 FIXED ASSETS INCLUDING PREMISES, FURNITURE AND FIXTURES		
Cost		
Leasehold Land	160,469	160,469
Office Building	12,680,000	12,680,000
Furniture and fixtures	212,930,439	213,329,351
Office equipment	898,705,724	891,565,175
Motor vehicles	79,837,795	79,837,795
Office renovation	569,482,775	570,330,886
	<u>1,773,797,202</u>	<u>1,767,903,676</u>
Less: Accumulated depreciation	1,007,797,107	965,829,863
	<u>766,000,095</u>	<u>802,073,813</u>
8.1 Accumulated depreciation		
Leasehold Land	-	-
Office Building	2,582,526	2,519,016
Furniture and fixtures	86,016,046	83,236,554
Office equipment	640,257,586	612,843,787
Motor vehicles	68,459,687	66,832,169
Office renovation	210,481,262	200,398,337
	<u>1,007,797,107</u>	<u>965,829,863</u>
For details please refer to Annexure - B		
8 (a) Consolidated Fixed assets including premises, furniture and fixtures		
Trust Bank Limited	766,000,095	802,073,813
Trust Bank Securities Limited	1,386,776	1,534,871
Trust Bank Investment Limited	8,864,914	9,214,067

		31.03.2017 (Unaudited) Taka	31.12.2016 (Audited) Taka
		776,251,785	812,822,751
9 OTHER ASSETS			
i) Investment in shares of Subsidiary Companies			
In Bangladesh		3,349,999,290	3,349,999,290
Outside Bangladesh		-	-
ii) Stationery, stamps, printing materials in stock etc.;		24,857,857	23,948,837
iii) Advance Rent and Advertisement		315,699,646	348,641,514
iv) Interest/Profit accrued on investment but not collected, commission and brokerage receivable on shares and debentures and other income receivable;		917,735,811	553,311,631
v) Security Deposits	Note - 9.1	12,461,693	12,658,758
vi) Preliminary, formation and organization expenses, renovation/ development expenses and prepaid expenses;	Note - 9.2	59,578,994	44,323,661
vii) Branch Adjusting (net)		-	-
viii) Suspense Account		367,853,902	42,147,431
ix) Silver		-	-
x) Others	Note - 9.3	721,441,992	987,834,006
		5,769,629,185	5,362,865,128
9.1 Interest/Profit accrued on investment but not collected, commission and brokerage receivable on shares and debentures and other income receivable;			
Interest accrued on investments and deposits	Note - 9.1.1	434,738,296	530,913,299
Interest accrued on Loans & advances		469,323,357	-
Commission Receivable on SP & WEDB		13,674,158	22,398,332
		917,735,811	553,311,631
9.1.1 Interest accrued on investments and deposits			
Interest/Profit accrued on Fixed Deposits/MTDR	Note - 9.1.1.1	18,236,006	41,962,547
Interest accrued on Money at Call		-	293,125
Interest accrued Corporate Bonds		21,655,571	30,161,290
Income Receivable on Investment in Commercial Paper		400,000	-
Interest accrued on Government Treasury Bond		394,446,719	455,069,255
Dividend Receivable from Non-Listed Companies		-	3,427,082
		434,738,296	530,913,299
9.1.1.1 Interest/Profit accrued on Fixed Deposits/MTDR			
Interest accrued on Fixed Deposits		18,236,006	41,962,547
Profit accrued on MTDR		-	-
		18,236,006	41,962,547
9.2 Preliminary, formation and organization expenses, renovation / development expenses and prepaid expenses:			
Pre-opening Expenses		-	-
Prepaid Expenses		59,578,994	44,323,661
		59,578,994	44,323,661
9.3 Others			
Deferred Tax Asset	Note - 9.3.1	119,262,836	112,042,456
Intangible Assets		17,083,559	19,165,447
Encashment of Sanchaya patra awaiting reimbursement-Principal		276,019,067	432,304,451
Encashment of Sanchaya patra awaiting reimbursement-Interest		159,497,137	313,385,519
Encashment of WEDB awaiting reimbursement-Principal		5,350,000	7,968,350
Encashment of WEDB awaiting reimbursement-Interest		33,081,758	29,335,345
US\$ Premium Bond - Principal		-	7,970,000
US\$ Premium Bond - Interest		2,470,849	393,788
US\$ Investment Bond - Principal		5,272,750	1,115,800
US\$ Investment Bond - Interest		2,613,030	1,463,491
Advance against Capital Expenditure		17,850,000	15,202,389
Clearing Adjustment		53,215,110	16,507,046
Foreign Remittance Adjustment Account		29,725,896	30,979,924
		721,441,992	987,834,006

	31.03.2017 (Unaudited) Taka	31.12.2016 (Audited) Taka
9.3.1 Deferred Tax Asset		
Balance as on 1 January	112,042,456	86,743,623
Addition during the year	7,220,380	25,298,833
Closing Balance	119,262,836	112,042,456

9.3.1.1 Position of Deferred Tax as at 31 March 2017		
Deferred Tax Asset	112,042,456	86,743,623
Deferred Tax Liability	-	-
Net Deferred Tax Assets	112,042,456	86,743,623
Increase of deferred Tax Assets recognized in to the P&L Account	7,220,380	25,298,833
Decreased of deferred Tax Liability recognized in to the P&L Account	-	-
Total Deferred tax Income recognized into P&L Account during the period	119,262,836	112,042,456

Trust Bank Limited recognise deferred tax asset/liability where it has identified a taxable temporary difference between an asset's or liability's carrying amount for accounting purposes and its value for tax purposes. A deferred tax liability arises where the carrying amount of an assets/(Liability) for accounting purposes is greeter (less) than its tax value as per BAS - 12 of 12.15 A deferred tax assets arises where the carrying amount of an assets/(Liability) for accounting purposes is less(greater) than its tax value.

9.3.1.3 To maintain the deferred tax Asset of Tk.119,262,836 as on 31 March 2017, a deferred tax Income of Tk.7,220,380 has been made for the year ended 31 March 2017 as per BAS-12 - Income Taxes.

9.3.1 (a) Cosolidated Deferred Tax Asset			
Trust Bank Limited	Note - 9.3.1	119,262,836	112,042,456
Trust Bank Securities Limited		258,792	258,792
Trust Bank Investment Limited		1,780,288	1,780,244
		121,301,916	114,081,492

9.4 Break-up of Other Assets			
Income generating other assets		3,349,999,290	3,349,999,290
Non income generating other asset		2,419,629,895	2,012,865,838
		5,769,629,185	5,362,865,128

9.5 As on 31 March 2017, there were no outstanding balance with inter Branch adjustment Account of the Bank, Hence no disclouser is provided here.

9.6 Provision for other asset has been made @ 50% for prepaid legal expenses against unsettled suit on reporting date as per BRPD Circular No. 14 dated 25 June 2001 issued by Bangladesh Bank and shown in Note # 12.2 under Other Liability.

9 (a) Cosolidated other assets			
Trust Bank Limited	Note - 9	5,769,629,185	5,362,865,128
Trust Bank Securities Limited		335,438,530	362,031,559
Trust Bank Investment Limited		69,469,923	39,308,505
		6,174,537,638	5,764,205,192
Less: Investment in Subsidiaries Company.		3,349,999,290	3,349,999,290
		2,824,538,348	2,414,205,902

10 BORROWINGS FROM OTHER BANKS, FINANCIAL INSTITUTIONS AND AGENTS

In Bangladesh

Call loans

Call Loan from Banks	-	-
Call Loan from Leasing Co.	-	-
Call Loan from Insurance Co.	-	-
Call Loan from Other Institutions	-	-

Other Borrowings

Borrowing from Bangladesh Bank - EDF	3,393,525,994	3,457,147,983
Borrowing from SME Foundation	5,750,000	11,500,000
Borrowing from Bangladesh Bank - IPFF	5,606,293,851	5,566,706,204

	31.03.2017 (Unaudited) Taka	31.12.2016 (Audited) Taka
Borrowing from Bangladesh Bank - IPFF (BDT)	1,418,531,636	1,129,296,783
Borrowing from JICA A/c	3,797,552	4,822,119
Trust Bank Subordinated Bond	800,000,000	800,000,000
Trust Bank Limited Subordinated Bond II	2,000,000,000	2,000,000,000
Trust Bank Limited Subordinated Bond III	4,000,000,000	4,000,000,000
Borrowing from Bangladesh Bank - LTFF (USD)	301,868,262	-
Borrowing From Bangladesh Bank-EDF (USD)-TIB	444,700,982	562,795,082
Borrowing from Offshore Unit	157,737,451	141,557,045
Bangladesh Bank: Re-finance	235,576,686	269,466,436
	18,367,782,414	17,943,291,652
Outside Bangladesh	-	-
	18,367,782,414	17,943,291,652

As per Bangladesh Bank letter ref # BRPD (BIC)661/14B(P)/2011-264 dated: May 31, 2011 & Guidelines on Risk Based Capital Adequacy (December 2010){ Annex A}: Unsecured Subordinated Non-Convertible Bond shown as long term borrowings.

Unsecured Subordinated Non-Convertible Bond (I & II)

Trust Bank Limited Issued Three Unsecured Subordinated Non-Convertible Bond of Taka 2,000,000,000, Taka 2,000,000,000 and Taka 4,000,000,000 respectively for a term of Seven (7) years to strengthen the capital base of the Bank. First Bond issued on October 2011, Second Bond issued on September 2014 and Third Bond issued on October 2016 on the consent of SEC vide letter ref # SEC/CI/CPLC-48/2001-339 date: May 03, 2011 & BSEC/CI/DS-211/2014/444 dated June 24, 2014 & Bangladesh Bank permission letter ref # BRPD (BIC)661/14B(P)/2011-264 dated May 31, 2011 & BRPD (BIC)661/14B(P)/2014/4723 dated July 21, 2014. The interest rate of first two bonds are 12.5% per annum and for the last bond issued at floating rate of interest, at present the rate is 8.60%. 60% repayment of First Bond already paid on 30 October 2014, 30 October 2015 and 30 October 2016 @ 20% for each year to the respective Bond holders. The repayment of last two Bonds will start after three years from the date of issue of each bond.

10.1 Security wise borrowings		
Secured Borrowings	-	-
Unsecured Borrowings	18,367,782,414	17,943,291,652
	18,367,782,414	17,943,291,652
10.2 Repayment nature wise borrowings		
Repayment on Demand	-	-
Others	18,367,782,414	17,943,291,652
	18,367,782,414	17,943,291,652
10.3 Remaining maturity grouping of Borrowings from other banks, financial institutions and agents Payable		
On demand	-	-
Upto 1 month	3,165,158,774	3,092,010,006
Over 1 month but within 3 months	4,110,946,435	4,015,939,931
Over 3 months but within 1 Year	4,762,843,768	4,652,771,516
Over 1 Year but within 5 Years	3,462,592,852	3,382,570,199
Over 5 Years	2,866,240,585	2,800,000,000
	18,367,782,414	17,943,291,652
10 (a) Consolidated borrowings from other Banks, financial institutions and agents		
Trust Bank Limited	18,367,782,414	17,943,291,652
Trust Bank Securities Limited	-	-
Trust Bank Investment Limited	33,009,008	26,459,602
	18,400,791,422	17,969,751,254
Less: Inter company transaction	74,620	15,182,910
	18,400,716,802	17,954,568,344
11 DEPOSITS AND OTHER ACCOUNTS		
Current / Al-wadeeah Current Accounts and other Accounts	23,826,925,021	21,092,722,745
Bills Payable	1,885,693,396	2,843,870,218
Savings Bank Deposits/Mudaraba Savings Deposits	26,162,874,326	24,167,087,940
Fixed Deposits/Mudaraba Term Deposits	115,186,234,320	124,956,200,748
	167,061,727,063	173,059,881,651

			31.03.2017 (Unaudited) Taka	31.12.2016 (Audited) Taka
11.1	Remaining maturity grouping of Deposits and other accounts			
	Inside Bangladesh	Banks	Other than Banks	
	Payable			
	Repayable on Demand	101,621,122	18,783,845,644	18,885,466,766
	Repayable within 1 month	211,069,122	30,069,727,894	30,280,797,016
	Over 1 month but within 6 months		45,186,956,351	45,186,956,351
	Over 6 months but within 1 Year		22,643,064,814	22,643,064,814
	Over 1 Year but within 5 Years		22,644,586,500	22,644,586,500
	Over 5 Years		27,420,855,616	27,420,855,616
		312,690,244	166,749,036,819	167,061,727,063
	Outside Bangladesh	-	-	-
		312,690,244	166,749,036,819	173,059,881,651
11.2	Current / Al-wadeeah Current Accounts and other Accounts			
	Under Conventional Banking		Note - 11.2.1	22,853,269,434
	Under Islamic Banking		Note - 11.2.2	973,655,587
				23,826,925,021
11.2.1	Under Conventional Banking			
	Current Account			15,004,602,896
	Other Accounts		Note - 11.2.3	7,848,666,538
				22,853,269,434
11.2.2	Under Islamic Banking			
	Al-wadeeah Current Accounts			293,569,994
	Foreign Currency Deposits			18,970,386
	Sundry Deposits			496,280,269
	Profit payable on Deposits			164,834,938
				973,655,587
11.2.3	Other Accounts			
	Foreign Currency Deposits			5,099,967,502
	Interest Payable on Deposits			1,375,436,324
	Sundry Deposits			1,373,262,712
				7,848,666,538
11.3	Bills Payable			
	Under Conventional Banking			
	Demand Draft payable			4,237,868
	Pay Order payable			1,876,460,325
				1,880,698,193
	Under Islamic Banking			
	Demand Draft payable			-
	Pay Order payable			4,995,203
				4,995,203
				1,885,693,396
11.4	Savings Bank Deposits/Mudaraba Savings Deposits			
	Savings Bank Deposits			24,680,331,237
	Mudaraba Savings Deposits			1,482,543,089
				26,162,874,326
11.5	Fixed Deposits/Mudaraba Term Deposits			
11.5.1	Under Conventional Banking			
	Fixed Deposits			84,013,914,778
	Short Notice Deposits			10,753,018,808
	Scheme Deposits			8,585,956,789
				103,352,890,375
11.5.2	Under Islamic Banking			
	Mudaraba Term Deposits			10,831,536,011
	Mudaraba Short Notice Deposits			73,737,204
	Mudaraba Scheme Deposits			928,070,730
				11,833,343,945
				115,186,234,320
				124,956,200,748

	31.03.2017 (Unaudited) Taka	31.12.2016 (Audited) Taka
11.6 Geographical location-wise concentration of Deposits & Other Accounts		
Inside Bangladesh		
Dhaka Division	119,027,266,775	125,338,856,180
Chittagong Division	23,820,187,077	24,230,490,368
Khulna Division	6,628,980,053	7,443,484,189
Sylhet Division	5,881,539,612	6,198,851,554
Rangpur Division	3,231,257,649	2,900,227,721
Barisal Division	369,045,249	397,503,079
Rajshahi Division	5,869,176,738	5,602,948,301
Mymensingh Division	1,064,123,829	947,520,259
	<u>165,891,576,982</u>	<u>173,059,881,651</u>
Outside Bangladesh	-	-
	<u>165,891,576,982</u>	<u>173,059,881,651</u>
11.7 Sector-wise deposits		
Government	14,619,458,489	11,909,347,547
Deposit money banks	800,626,660	310,194,176
Other public	7,782,987,757	7,981,429,587
Private	137,199,445,007	147,946,601,507
Foreign Currency Deposits	5,118,937,888	3,481,197,185
Interest Payable on Deposits	1,540,271,262	1,431,111,649
	<u>167,061,727,063</u>	<u>173,059,881,651</u>
11 (a) CONSOLIDATED DEPOSITS AND OTHER ACCOUNTS		
Current / Al-wadeeah Current Accounts and other Accounts		
Trust Bank Limited	23,826,925,021	21,092,722,745
Trust Bank Securities Limited	-	-
Trust Bank Investment Limited	143,957,307	114,154,207
	<u>23,970,882,328</u>	<u>21,206,876,952</u>
Less : Inter Company Transaction	321,676,397	435,590,048
	<u>23,649,205,931</u>	<u>20,771,286,904</u>
Bills Payable	1,885,693,396	2,843,870,218
Savings Bank Deposits/Mudaraba Savings Deposits	26,162,874,326	24,167,087,940
Fixed Deposits/Mudaraba Term Deposits	115,186,234,320	124,956,200,748
	<u>166,884,007,973</u>	<u>172,738,445,810</u>
12 OTHER LIABILITIES		
Provision for Loans and Advances	Note - 12.1 4,359,798,000	4,130,027,000
Provision for Investment	Note - 12.2 2,037,706	5,973,518
Provision for other asset	Note - 12.3 15,277,409	14,769,095
Provision for CSR Fund	Note - 12.4 120,000,000	120,000,000
Provision for Gratuity	35,466,515	-
Provision for Rebate of Interest	30,785,312	35,000,000
Unearned profit on TIB Investment	353,751,699	254,502,119
Interest Suspense Account	Note - 12.6 1,453,718,680	1,254,089,563
Provision for Income Tax Less Advance Income Tax	Note - 12.7 1,353,008,730	1,196,690,745
Interest Payable on Unsecured Subordinated Bonds	216,744,948	165,611,639
Accrued Expenses	118,447,923	383,251,062
Audit Fees Payable	431,250	431,250
Sundry Creditors	325,570,154	434,785,082
Compensation Fund Account	Note - 12.7.2 61,460,899	61,660,899
Others	18,416,402	6,386,811
	<u>8,464,915,627</u>	<u>8,063,178,783</u>
12.1 Provision for Loans and Advances/Islami Banking Investments		
Specific Provision		
Against Classified Loans & Advances	2,017,273,000	1,694,673,290
General Provision		
Against Unclassified Loans & Advances	1,559,347,295	1,738,001,505
Against Special Mention Accounts	132,555,705	83,073,705
Against Off Balance Sheet Exposures	650,622,000	614,278,500
	<u>2,342,525,000</u>	<u>2,435,353,710</u>
	<u>4,359,798,000</u>	<u>4,130,027,000</u>

	31.03.2017 (Unaudited) Taka	31.12.2016 (Audited) Taka
12.1.1 Against Classified Loans & Advances		
Provision held on 1 January	1,694,673,290	1,455,151,000
Fully provided debts written off	-	(520,673,419)
Recoveries from previously written off debts	-	-
Provisions made during the year	322,599,710	760,195,709
Net Charge to the Profit Loss Account	322,599,710	239,522,290
Provision held at end of year	2,017,273,000	1,694,673,290
12.1.2 Against Unclassified Loans & Advances		
Provision held on 1 January	1,738,001,505	1,534,269,000
Provisions made during the year	(178,654,210)	203,732,505
Provision held at end of year	1,559,347,295	1,738,001,505
12.1.3 Against Special Mention Accounts		
Provision held on 1 January	83,073,705	90,370,000
Provisions made during the year	49,482,000	(7,296,295)
Provision held at end of year	132,555,705	83,073,705
12.1.3 Against Off Balance Sheet Exposures		
Provision held on 1 January	614,278,500	577,910,000
Provisions made during the year	36,343,500	36,368,500
Provision held at end of year	650,622,000	614,278,500

12.1.4 Required Provision against Loans and Advances

Particulars	Base for Provision	Rate		
Unclassified				
a. Consumer Financing (House Financing)	8,395,355,537	2.00%	167,907,111	167,907,111
b. Consumer Financing (Loans to Professional)	6,709,292	2.00%	134,186	134,186
c. Consumer Financing (Other than a & b)	3,902,097,814	5.00%	195,104,891	195,104,891
d. Small & Medium Enterprise Financing	12,061,079,625	0.25%	30,152,699	30,430,529
e. Loans to BHs/ MBs/ Sds against Shares etc	40,951,700	2.00%	819,034	1,250,196
f. Short Term Agriculture & Micro Credit	236,993,161	2.50%	5,924,829	6,498,874
g. All other Credit	114,242,694,765	1.00%	1,142,426,948	1,013,770,968
	138,885,881,894		1,542,469,698	1,415,096,754
Special Mention Account				
a. Consumer Financing (House Financing)	396,527,761	2.00%	7,930,555	7,551,593
b. Consumer Financing (Loans to Professional)	-	2.00%	-	-
c. Consumer Financing (Other than a & b)	87,463,349	5.00%	4,373,167	5,294,613
d. Small & Medium Enterprise Financing	339,998,256	0.25%	849,996	1,176,249
e. Loans to BHs/ MBs/ Sds against Shares etc	-	2.00%	-	-
f. Short Term Agriculture & Micro Credit	-	2.50%	-	-
g. All other Credit	5,176,873,176	1.00%	51,768,732	35,443,661
	6,000,862,542		64,922,450	49,466,116
Classified				
a. Substandard				
i. Short Term Agri Credit & Micro Credit	2,447,168	5.00%	126,962	126,962
ii. Other than Short Term Agri Credit & Micro Credit	388,728,084	20.00%	115,489,189	115,489,189
b. Doubtful				
i. Short Term Agri Credit & Micro Credit	303,732	5.00%	15,187	15,187
ii. Other than Short Term Agri Credit & Micro Credit	352,059,191	50.00%	206,365,387	206,365,387
c. Bad/Loss	1,763,358,610	100.00%	1,372,676,565	1,372,676,565
	2,506,896,785		1,694,673,290	1,694,673,290
Additional 1% provision for restructured loans as per BRPD Circular No. - 04 dated 29 January 2015	-		-	26,601,522
Additional Provision to be kept as per BB Letter no./ BRPD (P-1)/661/13(Cha)/2016-557 dated 24.01.2016	-		-	7,004,705
Additional provision for a rescheduled Loan as per BRPD(P-1)/661/13(Cha)/2016-8276 dated 18 December 2016	-		-	32,035,510
	147,393,641,221		3,302,065,438	3,224,877,897

12.1.5 General Provision for Off Balance Sheet Exposures		
Provision held on 1 January	614,278,500	577,910,000
Provisions made during the year	36,343,500	36,368,500
	650,622,000	614,278,500

	31.03.2017 (Unaudited) Taka	31.12.2016 (Audited) Taka
12.1 (a) Consolidated General Provision for Loans and Advances		
Trust Bank Limited	2,342,525,000	2,435,353,710
Trust Bank Securities Limited	-	-
Trust Bank Investment Limited	142,454,044	142,454,044
	2,484,979,044	2,577,807,754
12.2 (a) Consolidated General Provision for Off Balance Sheet Exposures		
Trust Bank Limited	650,622,000	614,278,500
Trust Bank Securities Limited	-	-
Trust Bank Investment Limited	605,300	605,300
	651,227,300	614,883,800
12.2 Provision for Investment		
12.2.1 Provision for Diminution in value of Investment		
Balance on 1 January	5,973,518	16,676,159
Provisions made for Investment in Shares during the year	(3,935,812)	(8,298,923)
	2,037,706	8,377,236
Provision for decreased NAV of Trust Bank Securities Ltd	-	(2,403,718)
Closing Balance	2,037,706	5,973,518
12.2.2 Provision for Diminution in value of Investment		
Provisions for Investment in Shares	2,037,706	5,973,518
Provision for decreased NAV of Trust Bank Securities Ltd	-	-
	2,037,706	5,973,518
12.3 Provision for other asset		
Balance on 1 January	14,769,095	13,228,225
Provisions made during the year	508,314	1,540,870
	15,277,409	14,769,095
12.4 Provision for Special Reserve Fund		
Special Reserve Fund (SRF) was formed for Corporate Social Responsibility (CSR) activities in the year 2018. CSR activities includes humanitarian belief, disaster management, health care, education, training, green initiatives and environmental degradation. As per Bangladesh Bank GBCSRD Circular no. 04, dated 9 July 2015, at the beginning of the year, the fund has been allocated for education, health care, disaster management and for other activities @ 30%, 50%, 10% & 10% respectively and expensed over the year accordingly.		
12.5 Interest Suspense Account		
Balance on 1 January	1,254,089,563	881,025,457
Amount transferred during the year	1,383,955,577	1,121,704,144
Amount recovered during the year	(884,901,257)	(686,354,203)
Amount written off / waived during the year	(12,595,034)	(62,285,835)
Balance at the end of the year	1,740,548,849	1,254,089,563
12.6 Provision for Income Tax Less Advance Income Tax Provision for Income Tax		
Balance on 1 January	3,815,011,967	4,835,080,185
Provisions made during the year	481,000,000	1,485,000,000
Provision for Doubtful Income of Islamic Banking	-	14,311,904
Provision made for the year	-	-
Settlement for previous year(s)	-	(2,519,380,122)
	4,296,011,967	3,815,011,967
Less: Advance Income Tax		
Balance on 1 January	2,618,321,222	3,881,349,900
Paid during the year	324,682,015	1,256,351,444
Settlement for previous year(s)	-	(2,519,380,122)
	2,943,003,237	2,618,321,222
Net Closing Balance	1,353,008,730	1,196,690,745
12.6.1		
Provision for current tax of Tk.481,000,000 has been made @ 40% on Business Income, @ 20% on Dividend Income and @ 10% on capital gain on sale of shares of the accounting profit made by the Bank during the 1st quarter after considering some of the add backs to income and disallowances of expenditure as per Income Tax Ordinance and Rules,		

	31.03.2017 (Unaudited) Taka	31.12.2016 (Audited) Taka
1984.		
12.6.2 Compensation Fund Account		
Opening Balance	61,660,899	40,593,043
Amount creditd during the year		
Compensation Realized Account	-	35,779,760
Income Tax Provision @ 40%	-	14,311,904
	-	21,467,856
	61,660,899	62,060,899
Amount disdributed during the period	200,000	400,000
	<u>61,460,899</u>	<u>61,660,899</u>

Islamic Banking is a trade-based mode of banking where compliance of sharia guidelines in the precondition for its legitimacy. In addition to the prohibition of the interest and classification of business activities between lawful (halal) and un-lawful (haram), sharia also provides guidelines of business process and translation. Any income generated from trading or investments without confirming to these Sharia instructions are considered un-lawful and termed as "doubtful income" in the terminology of Islamic Banking.

However, since the "Doubtful Income" is not an "income" - as such the nomenclature has been already been changed as "Compensation" instead of "Doubtful Income".

12.7 (a) Consolidated tax expenses			
Trust Bank Limited	Note - 12.5	481,000,000	1,485,000,000
Trust Bank Securities Limited		3,028,590	5,197,384
Trust Bank Investment Limited		14,000,000	32,000,000
		<u>498,028,590</u>	<u>1,522,197,384</u>

12 (a) Consolidated other liabilities			
Trust Bank Limited	Note - 12	8,464,915,627	8,063,178,783
Trust Bank Securities Limited		113,167,197	152,171,700
Trust Bank Investment Limited		1,061,480,819	1,125,052,958
		9,639,563,643	9,340,403,441
Less: Inter company transaction		-	-
		<u>9,639,563,643</u>	<u>9,340,403,441</u>

13 CAPITAL			
13.1 Authorized Capital			
1,000,000,000 Ordinary shares of Tk. 10 each		<u>10,000,000,000</u>	<u>10,000,000,000</u>

13.2 Issued, Subscribed and Paid Up Capital			
Ordinary shares of Tk. 10 each issued for cash		1,166,670,000	1,166,670,000
Ordinary shares of Tk. 10 each issued bonus shares		116,667,000	116,667,000
Ordinary shares of Tk. 10 each issued for right 1R:5		256,667,400	256,667,400
Ordinary shares of Tk. 10 each issued bonus shares		308,000,800	308,000,800
Ordinary shares of Tk. 10 each issued bonus shares		369,601,000	369,601,000
Ordinary shares of Tk. 10 each issued bonus shares		443,521,200	443,521,200
Ordinary shares of Tk. 10 each issued bonus shares		266,112,740	266,112,740
Ordinary shares of Tk. 10 each issued for right 1R:5		532,225,500	532,225,500
Ordinary shares of Tk. 10 each issued bonus shares		345,946,560	345,946,560
Ordinary shares of Tk. 10 each issued bonus shares		456,649,460	456,649,460
Ordinary shares of Tk. 10 each issued bonus shares		426,206,160	426,206,160
Ordinary shares of Tk. 10 each issued bonus shares		375,061,420	375,061,420
		<u>5,063,329,240</u>	<u>5,063,329,240</u>

13.3 Capital Adequacy Ratio
In terms of section 13 (2) of the Bank Companies Act, 1991 and Bangladesh Bank BRPD circulars no. 18 dated 21 December 2014 relating to implementation of Basel III in Bangladesh, required capital, available core capital and supplementary capital of the Bank as on 31 December 2016 is shown below:

	31.03.2017 (Unaudited) Taka	31.12.2016 (Audited) Taka
13.3.1 Capital Adequacy Ratio under SOLO basis		
<u>Common Equity Tier I (Going-concern capital)</u>		
Paid up Capital	5,063,329,240	5,063,329,240
Share Premium Account	-	-
Statutory Reserve	4,217,954,493	4,027,401,519
Retained Earnings	2,332,549,876	2,044,117,600
	11,613,833,609	11,134,848,359
Less : Regulatory Adjustments		
Deferred Tax - Assets	119,262,836	112,042,456
Total Common Equity Tier-1 Capital	11,494,570,773	11,022,805,903
Additional Tier I Capital	-	-
<u>Tier II Capital (Gone-Concern Capital)</u>		
General Provision	2,342,525,000	2,435,353,710
Subordinated Bond	6,000,000,000	6,000,000,000
Revaluation reserves	273,661	273,661
	8,342,798,661	8,435,627,371
Less : Regulatory Adjustments		
Revaluation Reserves (according to Phase-in deductions as per Basel III Guideline)	164,197	109,464
Total Tier II Capital Available	8,342,634,464	8,435,517,907
Maximum Limit of Tier II Capital (Tier II capital can be maximum up to 4.00% of the total RWA or 88.89% of CET I, whichever is higher)	10,217,523,960	9,798,172,167
Excess Amount over Maximum Limit of Teir II	-	-
Total Admissible Tier-2 Capital	8,342,634,464	8,435,517,907
A. Total Eligible Capital (Tier-I + Tier-II)	19,837,205,237	19,458,323,810
B. Total Risk Weighted Assets (RWA)		
Credit Risk Weighted Assets	126,675,770,848	117,021,475,212
Market Risk Weighted Assets	2,251,388,735	4,017,802,518
Operational Risk Weighted Assets	11,803,065,116	11,307,658,704
	140,730,224,699	132,346,936,434
C. Required Capital based on RWA: @ 10.625% (including conversation buffer)	14,952,586,374	14,061,861,996
D. Surplus Capital as per Bank weighted Assets (A - C)	4,884,618,863	5,396,461,814
Capital Adequacy Ratio		
Tier I capital to RWA	8.17%	8.33%
Supplementary Capital to RWA	5.93%	6.37%
	14.10%	14.70%
13.3 (a) Capital Adequacy Ratio under Consolidated basis		
<u>Tier – I (Core Capital)</u>		
Paid up Capital	5,063,329,240	5,063,329,240
Minority Interest	811	789
Share Premium Account	-	-
Statutory Reserve	4,217,954,493	4,027,401,519
Retained Earnings	2,779,296,224	2,385,582,491
	12,060,580,768	11,476,314,039
Less: Regulatory Adjustments		
Deferred Tax-Assets	121,301,916	114,081,492
Total Common Equity Tier-1 Capital	11,939,278,852	11,362,232,547
Additional Tier I Capital	-	-
<u>Tier II Capita (Gone-Concern Capital)</u>		
General Provision (Maximum 1.25% of Credit RWA)	2,342,525,000	2,435,353,710
Subordinated Bond	6,000,000,000	6,000,000,000
Revaluation Reserves	273,661	273,661
	8,342,798,661	8,435,627,371
Less : Regulatory Adjustments		
Revaluation Reserves (according to Phase-in deductions as per Basel III Guideline)	164,197	109,464

	31.03.2017 (Unaudited) Taka	31.12.2016 (Audited) Taka
Total Tier II Capital Available	8,342,634,464	8,435,517,907
Maximum Limit of Tier II Capital (Tier II capital can be maximum up to 4.00% of the total RWA or 88.89% of CET I, whichever is higher)	10,612,824,972	10,099,888,511
Excess Amount over Maximum Limit of Teir II	-	-
Total Admissible Tier-2 Capital	8,342,634,464	8,435,517,907
A. Total Eligible Capital (Tier-I + Tier-II)	20,281,913,316	19,797,750,454
B. Total Risk Weighted Assets (RWA)		
Credit Risk Weighted Assets	125,962,213,073	116,401,008,489
Market Risk Weighted Assets	5,644,126,732	6,858,196,846
Operational Risk Weighted Assets	12,706,750,347	12,196,196,960
	144,313,090,152	135,455,402,295
C. Required Capital based on RWA: 2016- @ 10.625 % (including conversation buffer)	15,333,265,829	14,392,136,494
D. Surplus Capital as per Bank weighted Assets (A - C)	4,948,647,487	5,405,613,960
Capital Adequacy Ratio		
Core Capital to RWA	8.36%	8.39%
Supplementary Capital to RWA	5.78%	6.23%
	14.05%	14.62%

Total Risk Weighted Assets (RWA)

Risk Wiegthed Assets (RWA) has been calculated considering the Credit risk, Market Risk and Operational risk as per Guidellines on Risk Based Capital Adequacy - Revised Regulatory Framework for Banks in line with Basel III issued by Bangladesh Bank vide BRPD Circular no. 18 dated 21 December 2014.

13.4 Leverage Ratio under SOLO basis

A. Tier-1 Capital - considering all regulatory adjustments	11,494,570,773	11,022,805,903
B. On- Balance Sheet Exposure	203,515,290,710	208,377,882,046
C. Off-Balance Sheet Exposure	21,270,873,567	20,863,234,057
D. Total Deduction from On and Off-Balance Sheet Exposure/ Regulatory adjustments made to Tier 1 capital	119,262,836	112,042,457
E. Total Exposure (B+C-D)	224,666,901,441	229,129,073,646
Leverage Ratio (A/E)*100	5.12%	4.81%

13.4 (a) Leverage Ratio under Consolidated basis

A. Tier-1 Capital - considering all regulatory adjustments	11,939,278,852	11,362,232,547
B. On- Balance Sheet Exposure	204,991,901,183	209,687,901,027
C. Off-Balance Sheet Exposure	21,331,403,567	20,923,764,057
D. Total Deduction from On and Off-Balance Sheet Exposure/ Regulatory adjustments made to Tier 1 capital	121,301,916	113,846,678
E. Total Exposure (B+C-D)	226,202,002,834	230,497,818,406
Leverage Ratio (A/E)*100	5.28%	4.93%

13.5 Percentage of shareholdings at the closing date

	Amount (in Taka)		Percentage (%)	
	31.03.2017	31.12.2016	31.03.2017	31.12.2016
Sponsors	3,037,953,880	3,037,953,880	60.00%	60.00%
Financial Institutions	947,682,070	1,068,960,770	18.72%	21.11%
Foreign Investors	97,694,280	76,659,280	1.93%	1.51%
Non-Resident Bangladeshi	14,432,370	11,576,050	0.29%	0.23%
General Public	965,566,640	868,179,260	19.07%	17.15%
Total	5,063,329,240	4,688,267,820	100.00%	100.00%

31.03.2017 (Unaudited) Taka	31.12.2016 (Audited) Taka
--	--

13.6 Shareholding Range on the basis of shareholdings as on 31 March 2017

Shareholding Range			No. of Sh. Holders	Number of Shares	%
1	to	500	7,582	1,317,090	0.26%
501	to	5,000	11,095	20,798,628	4.11%
5,001	to	10,000	1,143	8,579,771	1.69%
10,001	to	20,000	608	8,791,390	1.74%
20,001	to	30,000	232	5,806,330	1.15%
30,001	to	40,000	109	3,891,489	0.77%
40,001	to	50,000	80	3,736,514	0.74%
50,001	to	100,000	149	11,075,777	2.19%
100,001	to	1,000,000	130	38,191,347	7.54%
1,000,001	and More		33	404,144,588	79.82%
Total			21,161	506,332,924	100.00%

13 (a) MINORITY INTEREST

Share Capital (7 nos. shares of Trust Bank Investment Limited @ Tk. 100 each & 1 nos Share of TBSL)
Profit as of 1 January 2016
Profit for the Period

	789	789
	-	-
	<u>22</u>	<u>-</u>
	22	-
	<u>811</u>	<u>789</u>

14 STATUTORY RESERVE

Balance on 1 January
Reserve made during the Period
Closing Balance

	4,027,401,519	3,333,692,338
	<u>190,552,974</u>	<u>693,709,181</u>
	<u>4,217,954,493</u>	<u>4,027,401,519</u>

14.1 Reserve for current period was made @ Tk. 20% on the net profit before tax under section 24 of The Bank Companies Act 1991.

15 OTHER RESERVE

Revaluation Reserve

Balance on 1 January
Reserve made/(adjusted) during the Period
Closing Balance

	39,863,658	57,636,494
	<u>(16,146,152)</u>	<u>(17,772,836)</u>
	<u>23,717,506</u>	<u>39,863,658</u>

Investments which have 'fixed or determinable payments', and are intended to be 'held to maturity' other than those which are floating and/or free to trade in the market at prevailing prices are classified as held to maturity and must be amortized at the end of the year before maturity. Investments classified in the category of 'Held for Trading' are held indeed selling or purchasing –in short- trading as decided by the management of the bank or treasury. After initial recognition, investments of such categories are measured at their fair value once in a week. The increase in case of amortization of Investment under 'Held to maturity' and any change in the fair value in case of Investment under 'held for Trading' is to be accounted for in the 'Statement of changes in Equity' under the head Other Reserve as Surplus/Deficit on revaluation of investment.

16 RETAINED EARNINGS

Balance on 1 January
Issue of Bonus Shares
Cash Dividend

Net Profit for the year transferred from Profit and Loss Account
Less: Transferred to Statutory Reserve

Closing Balance

	2,044,117,600	1,432,222,212
	-	(375,061,420)
	-	(328,178,747)
	<u>2,044,117,600</u>	<u>728,982,045</u>
	<u>478,985,250</u>	<u>2,008,844,736</u>
	<u>190,552,974</u>	<u>693,709,181</u>
	<u>288,432,276</u>	<u>1,315,135,555</u>
	<u>2,332,549,876</u>	<u>2,044,117,600</u>

16 (a) Consolidated retained earnings

Trust Bank Limited
Trust Bank Securities Limited
Trust Bank Investment Limited

Less minority interest

Note - 16

	2,332,549,876	2,044,117,600
	15,311,496	4,574,673
	431,434,953	336,890,297
	2,779,296,325	2,385,582,570
	101	79

	31.03.2017 (Unaudited) Taka	31.12.2016 (Audited) Taka
Closing Balance	<u>2,779,296,224</u>	<u>2,385,582,491</u>
17 CONTINGENT LIABILITIES		
17.1 Acceptances and endorsements		
Acceptance Bills - Local	2,320,125,656	2,372,625,983
Acceptance Bills - Foreign	12,871,987,616	13,034,378,176
Acceptance Liabilities - Back to Back L/C	1,164,236,915	959,472,056
	<u>16,356,350,187</u>	<u>16,366,476,215</u>
17.2 Letters of Guarantee		
Letters of Guarantee - Local	16,189,736,862	14,691,939,971
Letters of Guarantee -Foreign	10,072,703.00	6,100,203.00
	<u>16,199,809,565</u>	<u>14,698,040,174</u>
17.2.1 Money for which the bank is contingently liable in respect of guarantees given favoring :		
Directors or Officers	-	-
Government	2,406,985,495	2,183,850,950
Banks and other financial institutions	294,574,201	267,266,317
Others	13,498,249,869	12,246,922,907
	<u>16,199,809,565</u>	<u>14,698,040,174</u>
17.2 (a) Consolidated Letters of Guarantee		
Trust Bank Limited	16,199,809,565	14,698,040,174
Trust Bank Securities Limited	-	-
Trust Bank Investment Limited	60,530,000	60,530,000
	<u>16,260,339,565</u>	<u>14,758,570,174</u>
17.3 Irrevocable Letter of Credits		
Letter of Credit - Local	395,205,169	359,341,411
Letter of Credit - Foreign	18,669,580,037	17,629,494,905
Letter of Credit - Back to Back L/C	2,361,086,123	2,128,659,048
Letter of Credit - Usance (Foreign)	6,092,976,167	4,460,232,587
Letter of Credit - Back to Back (EDF) - Foreign	843,540,808	928,253,377
	<u>28,362,388,304</u>	<u>25,505,981,328</u>
17.4 Bills for Collection		
Outward Bills for Collection	12,618,940	2,962,928
Foreign Bills for Collection	-	-
Inland Bills for Collection	-	-
Local Documentary Bill for Collection	2,485,605,045	2,852,101,354
Inward Foreign Documentary Bills for Collection	-	-
Foreign Documentary Bills for Collection	1,645,245,318	2,002,044,182
	<u>4,143,469,303</u>	<u>4,857,108,464</u>
17 (a) Consolidated Contingent Liabilities		
Trust Bank Limited	65,062,017,359	61,427,606,181
Trust Bank Securities Limited	-	-
Trust Bank Investment Limited	60,530,000	60,530,000
	<u>65,122,547,359</u>	<u>61,488,136,181</u>

	January to March 31, 2017 Taka	January to March 31, 2016 Taka
18 INCOME STATEMENTS		
Income:		
Interest/Profit, discount and similar income	3,731,785,341	3,895,193,137
Dividend income	12,936	188,025
Fees, commission and brokerage	283,086,270	294,873,137
Gains less losses arising from dealing in securities	17,562,575	-
Gains less losses arising from investment securities	-	-
Gains less losses arising from dealing in foreign currencies	-	-
Income from non-banking assets	-	-
Other operating income	88,339,572	98,165,123
Profit less losses on interest rate changes	-	-
	4,120,786,694	4,288,419,422
Expenses:		
Interest / profit paid on deposits, borrowings etc,	2,122,239,645	2,196,233,531
Losses on loans and advances	-	-
Administrative expenses	674,271,841	638,895,348
Other operating expenses	136,144,321	138,679,472
Depreciation on banking assets	9,022,515	6,243,587
	2,941,678,322	2,980,051,938
	1,179,108,372	1,308,367,484
19 INTEREST INCOME		
19.1 Interest Income under Conventional banking		
Interest from Loans and Advances		
Interest on Repair & Recon. of Dwelling House (RRDH)	48,841,701	80,975,913
Interest on Consumer Durable Scheme	-	7,709
Interest on Marriage Loans	999,959	1,023,980
Interest on Car Loans	2,219,062	2,875,986
Interest on House Building Loans	112,639,661	130,190,167
Interest on Term Loans	1,277,288,014	1,348,845,425
Interest on Other Loans	662,639,221	613,321,178
Interest on SME Loan	140,343,486	133,078,276
Interest on PAD - EDF	45,431,411	19,483,786
Interest on Staff Loan	10,497,385	11,011,375
Interest on LTR	95,138,711	172,833,047
Interest on Payment Against Documents (PAD)	2,861,720	8,721,375
Interest on Cash Credit	28,711,245	46,132,297
Interest on Cash Collateral	66,041,801	44,378,451
Interest on Overdraft	259,595,637	265,437,710
Interest on SOD	99,539,655	186,068,654
Interest on Inland Bills Purchased and Discounted	15,977,404	41,727,119
Interest on Foreign Bills Purchased and Discounted	825,287	8,032,097
	2,869,591,360	3,114,144,545
Interest from Banks and Other Financial Institutions		
Interest on FDR Account	61,477,780	6,819,811
Interest on Bangladesh Bank Foreign Currency Accounts	1,065,870	943,067
Interest on SND Account	97,077	153,949
Interest on Call Deposits	8,521,139	433,333
	71,161,866	8,350,160
Interest received from Foreign Banks	-	-
	2,940,753,226	3,122,494,705
19.2 Profit under Islamic banking		
Profit on Bai-Muajjal	126,178,680	130,748,311
Profit on HPSM-Capital Machinery	23,367,073	19,025,413
Profit on IHSAN Apartment Purchase Scheme	1,936,878	1,237,259
Profit on BARAKAT Home Construction Scheme	2,115,076	1,873,018
Profit on BARAKAT Car Scheme	150,693	127,247
Profit on HPSM- Real Estate	12,104,109	12,730,778
Profit on Murabaha TR	36,698,891	36,368,468
	1,398,943	2,021,213
Profit on Murabaha Import Bills (MIB)	571,717	224,511
Profit on TIB House Building Scheme-HBL (RM)	-	179,502
Profit on TIB Household Durable Scheme(Household Durable)	69,266	102,912
Profit on MIB - EDF - TIB	8,776,062	4,676,373
Profit on TIB HB Inv. for Rtd. Def. Officer (M)	61,568	-

	January to March 31, 2017 Taka	January to March 31, 2016 Taka
Profit on HPSM General	54,133,507	30,923,458
Profit on Barkat Doctors Scheme	25,786	59,088
Profit on Trust Nibash	20,476	-
Profit on Trust Power	453,370	-
Profit on Musharaka agt. IBP	8,683,329	8,173,226
Profit Suspense - Musharaka IBP USD	451,563	1,640,913
	277,196,987	250,111,690
Profit from Banks and Other Financial Institutions		
Profit on Mudarab Term Deposits	13,311,069	21,204,863
	290,508,056	271,316,553
	3,231,261,282	3,393,811,258
19 (a) Consolidated Interest Income/profit on investment		
Trust Bank Limited	3,231,261,282	3,393,811,258
Trust Bank Securities Limited	-	-
Trust Bank Investment Limited	11,207,855	15,230,415
	3,242,469,137	3,409,041,673
Less : Inter Company Transaction	74,560	5,248,060
	3,242,394,577	3,403,793,613
20 INTEREST PAID ON DEPOSITS AND BORROWINGS		
20.1 Interest paid on deposits		
Interest on SND Account	67,327,326	99,994,167
Interest on FDR Account	1,104,144,984	1,302,481,216
Interest on Foreign Currency Deposit	15,876,271	10,526,373
Interest on Savings Account	95,876,429	88,035,363
Interest on Scheme Deposits	421,149,288	360,518,452
	1,704,374,298	1,861,555,571
20.2 Profit paid on Islamic Banking Deposits		
Profit Paid on Mudaraba Savings Account	9,582,748	8,639,096
Profit Paid on Mudaraba SND	628,359	610,517
Interest Paid on Mudaraba TDR	141,304,253	149,078,688
Profit Paid on Mudaraba MTDR - 1 Month	4,214,508	959,488
Prifit Paid on TBL Barakat Hajj Deposit Scheme	276,906	181,912
Profit on Mudaraba Kotipati Scheme (MKS)	2,597,594	1,801,860
Profit on Mudaraba Millionaire Scheme (MMS)	4,507,431	2,539,591
Profit on Mudaraba Money Double Scheme (MMDS)	1,834,002	1,514,742
Profit Paid on DPMSA	44,966	14,760
Profit Paid on TEMSA	298,058	327,588
Profit Paid on Mudaraba Monthly Savings Scheme	8,085,036	5,935,362
Profit paid on Trust Bank Mudaraba Cash Waqf	18,926	18,722
Profit Paid On - Fc Deposits	15	70
Profit paid on MMPS	5,148,475	5,654,363
Profit paid on TIB Payroll	28,767	21,962
	178,570,044.00	177,298,721
20.3 Interest paid on borrowings		
20.3.1 Under Conventional Banking		
Interest on Call Deposits.	1,267,083	15,788,125
Interest on Repo	-	2,286,724
Discount & Commission paid	-	-
Interest on Other Borrowings	230,616,929	137,767,742
	231,884,012	155,842,591
20.3.1 Under Islamic Banking		
Profit paid on Bangladesh Bank Borrowings	7,411,291	1,536,648
	2,122,239,645	2,196,233,531
20 (a) Consolidated Interest / profit paid on deposits, borrowings etc. on investment		
Trust Bank Limited	2,122,239,645	2,196,233,531
Trust Bank Securities Limited	-	-
Trust Bank Investment Limited	495,534	5,478,664
	2,122,735,179	2,201,712,195
Less : Inter Company Transaction	74,560	5,248,060
	2,122,660,619	2,196,464,135

	January to March 31, 2017 Taka	January to March 31, 2016 Taka
21 INCOME FROM INVESTMENTS		
21.1 Income from Conventional Banking		
Income from Treasury bills	77,155,901	92,068,563
Income on Bangladesh Bank Bill	14,049,650	2,064,350
Income from Treasury bonds	381,429,506	373,397,679
Income from Corporate Bonds	27,489,002	21,818,649
Dividend Income	12,936	106,875
Income on Investment in Commercial Paper	400,000	12,032,638
Gain from sales of shares	16,110,517	-
	516,647,512	501,488,754
21.2 Income from Islamic Banking Investments		
Dividend Income	-	81,150
Profit on Sale of Shares	1,452,058	-
	1,452,058	81,150
	518,099,570	501,569,904
21(a) Consolidated Income from Investment		
Trust Bank Limited	518,099,570	501,569,904
Trust Bank Securities Limited	2,461,448	-
Trust Bank Investment Limited	98,055,437	17,107,059
	618,616,455	518,676,963
22 Commission, exchange and brokerage		
Demand Draft, Money Transfer, Telegraphic Transfer, Pay Order etc.	1,326,512	1,177,679
Travelers Cheque	50	-
Bills	7,325,672	7,940,768
Letter of Guarantees	37,746,348	49,346,290
Letter of Credits	86,322,343	85,784,103
Foreign Remittances	571,281	462,853
Commission on Sale of Government Securities	6,776,423	5,026,418
Fund Transfer Commission	4,600	3,200
Commission on Sale & Purchase of Shares	-	400
Under writing Commission	-	698,250
Acceptance Commission	34,857,097	45,753,302
Foreign Correspondence Charges	1,000	-
EMI Comm. on Credit Card	8,405	-
Miscellaneous Commission	5,606,606	7,494,179
	180,546,337	203,687,442
Foreign Currency Exchange Gain	102,539,933	91,185,695
	283,086,270	294,873,137
22 (a) Consolidated Commission, exchange and brokerage		
Trust Bank Limited	283,086,270	294,873,137
Trust Bank Securities Limited	15,150,992	2,819,000
Trust Bank Investment Limited	-	2,370
	298,237,262	297,694,507
23 OTHER OPERATING INCOME		
Locker Rent	432,880	426,005
Swift Charge (Net)	10,955,400	12,698,870
Postage Charge (Net)	1,107,426	2,294,252
Incidental Charges	2,030	10,405
Sale Proceeds of Forms	564,491	222,975
Service Charges	986,652	1,210,203
Service Compensation	144,357	-
Front End Fees	6,289,345	8,501,179
Notice Pay	155,192	90,253
Closing Charge	455,887	494,278
Sale Proceeds of Cheque books	36,000	28,000
Income form Mobile Banking	1,194,826	54,728
O/W Cheque Processing Fees	160,954	163,782
Syndication Fees	12,288,127	5,480,000
Income through Credit & ATM Card	16,014,297	23,370,098
Insurance Premium Income	9,114	11,093

	January to March 31, 2017 Taka	January to March 31, 2016 Taka
SMS Notification Fees	105,762	-
Service Charges on e-GP	469,650	626,494
Service Charge on Passport	-	300
Miscellaneous Foreign Exchange Income	19,569,055	24,276,717
Service Charge on BRTA Transaction	-	475,286
RTGS Settlement Charge	6,600	3,000
Charges for Footage	1,000	5,500
NID Verification Fees	10,745	-
Miscellaneous Earnings	17,379,782	17,721,705
	88,339,572	98,165,123
23 (a) Consolidated other operating income		
Trust Bank Limited	88,339,572	98,165,123
Trust Bank Securities Limited	290,823	197,332
Trust Bank Investment Limited	12,729,711	15,830,868
	101,360,106	114,193,323
24 Salaries and allowances		
Basic Salary	195,173,011	182,627,146
House Rent Allowances	97,859,353	91,313,619
Conveyance Allowances	10,946,441	9,995,158
Medical Allowances	40,317,504	36,900,649
Leave Fare Assistances	15,801,914	14,605,248
Leave Encashment	817,558	1,061,382
Utility Allowances	997,307	938,465
Telephone Allowance	91,897	87,552
Club Membership Allowance	352,016	326,156
Contractual Staffs Salary	3,104,211	2,284,873
Managers' Charge Allowance	771,597	753,000
Key Holding Allowance	274,500	283,500
Bank's Contribution to Provident Fund	18,945,074	17,476,943
Bank's Contribution to Superannuation Fund	1,615,749	1,522,998
Bank's Contribution to Employees' Gratuity Fund	35,466,515	27,989,004
	422,534,647	388,165,693
24 (a) Consolidated salaries and allowances		
Trust Bank Limited	422,534,647	388,165,693
Trust Bank Securities Limited	1,553,455	1,469,022
Trust Bank Investment Limited	6,092,698	6,901,746
	430,180,800	396,536,461
25 RENT, TAXES, INSURANCE, ELECTRICITY, ETC.		
Rent	112,058,437	108,317,315
Electricity and Lighting	9,621,089	9,913,864
Insurance	33,540,560	30,047,615
Rates, Taxes & Excise Duty	5,346,133	135,052
Fees & Renewals	4,687,402	1,465,928
Generator Fuel	974,416	1,132,779
Gas/Water Bill	293,597	365,195
	166,521,634	151,377,748
25 (a) Consolidated rent,taxes,insurance, electricity,etc.		
Trust Bank Limited	166,521,634	151,377,748
Trust Bank Securities Limited	501,924	221,252
Trust Bank Investment Limited	2,923,599	3,085,462
	169,947,157	154,684,462
26 POSTAGE, STAMPS, TELECOMMUNICATION, ETC.		
Postage	-	-
Stamp	12,297	50,374
VISA Connectivity Charges	603,000	-
ATM Maintenance Charges	2,228,425	-
Online Expenses	17,514,248	27,446,924
ATM Card Expenditure	1,581,875	2,313,750
Internet Charge	101,620	369,274
Router Charge	621,550	616,081
Telegram, Telex, Telephone, Trunk Call etc. (Net)	4,537,222	2,310,987
	27,200,237	33,107,390

	January to March 31, 2017 Taka	January to March 31, 2016 Taka
26 (a) Consolidated postages, stamps, telecommunication, etc.		
Trust Bank Limited	27,200,237	33,107,390
Trust Bank Securities Limited	388,102	199,049
Trust Bank Investment Limited	313,895	348,970
	27,902,234	33,655,409
27 STATIONERY, PRINTING, ADVERTISEMENT, ETC.		
Printing and Stationery (Net)	3,975,691	15,049,581
Publicity and Advertisement	5,657,542	920,144
	9,633,233	15,969,725
27 (a) Consolidated stationery, printing, advertisement, etc etc.		
Trust Bank Limited	9,633,233	15,969,725
Trust Bank Securities Limited	24,606	22,488
Trust Bank Investment Limited	50,240	113,268
	9,708,079	16,105,481
28 DIRECTORS' FEES		
Meeting fees	655,000	488,000
Shariah Supervisory Committee's Fees		20,000
Other benefits	-	-
	655,000	508,000
Directors' fees include fees for attending the meeting of the Board, Executive Committee and Audit Committee. Each director was remunerated @ Tk. 8,000 per director per meeting according to Bangladesh Bank Circular Letter no. 11 dated 04 October 2015		
28 (a) Consolidated directors fees		
Trust Bank Limited	655,000	508,000
Trust Bank Securities Limited	51,000	36,720
Trust Bank Investment Limited	42,000	24,000
	748,000	568,720
29 Depreciation and repair of bank's assets		
Depreciation		
Fixed assets (For details please refer to Annexure - B)	45,307,159	46,856,392
Repairs		
Building	12,000	40,488
Furniture and fixtures	634,027	801,917
Office equipment	2,954,050	3,671,796
Bank's vehicles	518,279	888,033
Maintenance	4,904,159	841,353
	9,022,515	6,243,587
	54,329,674	53,099,979
29 (a) Consolidated depreciation and repair of bank's assets		
Trust Bank Limited	54,329,674	53,099,979
Trust Bank Securities Limited	209,460	233,357
Trust Bank Investment Limited	377,202	503,057
	54,916,336	53,836,393
30 OTHER EXPENSES		
Business Development Expenses	5,378,280	8,545,304
Clearing House Charge	18,038	22,588
Conveyance	2,350,754	2,746,326
Entertainment	5,193,039	8,371,906
Car Expenses	23,392,080	23,185,535
Cash Handling Charge	836,700	849,600
Bank charges	136,339	60,569
Meeting Expenses	-	351,915
Donation, Subscription and Membership Fees	3,598,993	9,341,619
News Paper and Periodicals	230,288	190,158
Oil and Lubricant	1,618,083	2,175,686
Remittance Charges	300,193	404,110
Support Staff Service	76,225,371	59,998,898
Internship Allowances	306,000	430,000
Honorarium for Banking Diploma	44,000	589,000
Training & Recruitment Expenses	2,237,408	1,639,832
Traveling Expenses	2,392,143	4,087,452
Up Keep of Office Premises	1,643,745	2,650,136

	January to March 31, 2017 Taka	January to March 31, 2016 Taka
Washing Charges	509,728	598,940
Financial Assistance	-	-
Loss on Sale of Fixed Assets	1,004,856	5,365,096
Car Leasing Expenses	1,047,372	897,974
Foreign Correspondence Expenses	1,672,315	1,383,553
Amortization of Intangible Assets	2,087,812	1,217,610
CDBL Charges	223	-
Security Expenses	-	1,000
Share/Bond Issue Expense	-	378,000
Sales Commission	-	725,765
Cash Carrying Charges	1,947,599	1,695,480
Wages paid to daily Labor	47,590	83,120
Purchase of Utensils	207,730	215,464
Contact Point Verification Fees (RB)	8,625	27,450
Loss on sale of Treasury Bills	-	371,750
Commission Paid to NPSB	1,552,290	-
Priority Pass Expense	86,750	-
Miscellaneous Expenses	69,977	77,636
	136,144,321	138,679,472
30 (a) Consolidated other expenses		
Trust Bank Limited	136,144,321	138,679,472
Trust Bank Securities Limited	2,364,889	703,482
Trust Bank Investment Limited	2,607,823	2,184,753
	141,117,033	141,567,707
31 PROVISION FOR LOANS AND ADVANCES / INVESTMENTS		
Specific Provisions-against classified loans & advances	322,597,000	382,258,000
General Provisions-against un-classified loans & advances	(178,651,500)	(137,738,000)
General Provisions-against special mentioned accounts	49,482,000	37,628,000
	193,427,500	282,148,000
31 (a) Consolidated Provision for Loans & Advances / Investment		
Trust Bank Limited	193,427,500	282,148,000
Trust Bank Securities Limited	-	-
Trust Bank Investment Limited	-	-
	193,427,500	282,148,000
32 PROVISION FOR DIMINUTION IN VALUE OF INVESTMENTS:		
Decline in value of investment should consist of the following divisions:		
(a) Dealing securities		
- Quoted	-	-
- Unquoted	-	-
(b) Investment securities		
- Quoted	(3,935,812)	(5,910,958)
- Unquoted	-	-
	(3,935,812)	(5,910,958)
Provision for Investment in Share has been made as per BRPD Circular No. 14 dated 25 June 2001 issued by Bangladesh Bank.		
32 (a) Consolidated Provision for diminution in value of investments		
Trust Bank Limited	(3,935,812)	(5,910,958)
Trust Bank Securities Limited	(955,586)	(67,285)
Trust Bank Investment Limited	-	-
	(4,891,398)	(5,978,243)
33 OTHER PROVISION		
General Provision for Off Balance Sheet Exposures	36,343,500	7,852,000
Provision for Other Assets	508,314	-
	36,851,814	7,852,000
33.1		
General provision for off balance sheet exposures has been made @ 1% on period end balance of total off balance sheet exposures as per BRPD circular No. 8 and 10 dated August 07, 2007 and September 18, 2007 respectively issued by Bangladesh Bank respectively.		

	January to March 31, 2017 Taka	January to March 31, 2016 Taka
33 (a) Consolidated Other Provision		
Trust Bank Limited	36,851,814	7,852,000
Trust Bank Securities Limited	-	-
Trust Bank Investment Limited	-	-
	36,851,814	7,852,000
34	The Bank has no secured liabilities on the reporting date and therefore the Bank has no asset pledged as security against such liabilities.	
35 EARNING PER SHARE (EPS)		
Profit attributable to outstanding ordinary share holders	478,985,250	494,859,428
Nos of Ordinary Outstanding Share	506,332,924	506,332,924
Basic Earning per Share	0.95	0.98
35 (a) Consolidated Earning per Share (EPS)		
Profit attributable to outstanding ordinary share holders	584,266,729	515,555,656
Nos of Ordinary Outstanding Share	506,332,924	506,332,924
Earning per Share	1.15	1.02
36 INCOME RECEIVED FROM OTHER OPERATING ACTIVITIES		
Locker Rent	432,880	426,005
Swift Charge (Net)	4,459,061	7,063,095
Postage Charge (Net)	1,107,426	2,294,252
Incidental Charges	2,030	10,405
Sale Proceeds of Forms	564,491	222,975
Service Charges	986,652	1,210,203
Service Compensation	144,357	-
Front End Fees	6,289,345	8,501,179
Notice Pay	155,192	90,253
closing Charge	455,887	494,278
Sale Proceeds of Cheque books	36,000	28,000
Income form Mobile Banking	1,194,826	54,728
O/W Cheque Processing Fees	160,954	163,782
Syndication Fees	12,288,127	5,480,000
Income through Credit & ATM Card	16,014,297	23,370,098
Income from Government Securities	632,507,173	480,024,720
Interest on Corporate Bonds	35,994,721	(191,225,799)
Income on Investment in Commercial Paper	-	4,977,083
Income from sale proceed of shares	17,562,575	-
Insurance Premium Income	9,114	11,093
SMS Notification Fees	105,762	-
Service Charges on e-GP	469,650	626,494
Service Charge on Passport	-	300
Miscellaneous Foreign Exchange Income	19,569,055	24,276,717
Service Charge on BRTA Transaction	-	475,286
RTGS Settlement Charge	6,600	3,000
Charges for Footage	1,000	5,500
NID Verification Fees	10,745	-
Miscellaneous Earnings	17,379,782	17,721,705
	767,907,702	386,305,352
36 (a) Consolidated Income from Other Operating Activities		
Trust Bank Limited	767,907,702	386,305,352
Trust Bank Securities Limited	17,903,264	32,937,927
Trust bank Investment Limited	110,785,148	3,171,884
	896,596,114	422,415,163

	January to March 31, 2017 Taka	January to March 31, 2016 Taka
37 EXPENSES PAID FOR OTHER OPERATING ACTIVITIES		
Business Development Expenses	(5,378,280)	(8,545,304)
Clearing House Charge	(18,038)	(22,588)
Conveyance	(2,350,754)	(2,746,326)
Entertainment	(5,022,322)	(8,429,537)
Car Expenses	(23,392,080)	(23,185,535)
Cash Handling Charge	(836,700)	(849,600)
Bank charges	(136,339)	(60,569)
Meeting Expenses	-	(351,915)
Donation, Subscription and Membership Fees	(3,600,993)	(9,341,619)
News Paper and Periodicals	(189,705)	(191,133)
Oil and Lubricant	(1,779,676)	(2,249,684)
Remittance Charges	(236,751)	(412,369)
Other Contractual Service	(76,117,647)	(59,903,898)
Internship Allowances	(306,000)	(430,000)
Honorarium for Banking Diploma	(44,000)	(589,000)
Training Expenses	(2,237,408)	(1,639,832)
Traveling Expenses	(2,392,143)	(4,087,452)
Up Keep of Office Premises	(1,643,745)	(2,650,136)
Washing Charges	(509,728)	(598,940)
Car Leasing Expenses	(1,047,372)	(897,974)
Foreign Correspondence Expenses	(1,491,196)	(1,383,553)
CDBL Charges	(223)	-
Security Expenses	-	(1,000)
Share/Bond Issue Expense	-	(378,000)
Sales Commission	-	(725,765)
Cash Carrying Charges	(1,947,599)	(1,695,480)
Wages paid to daily Labor	(47,590)	(83,120)
Purchase of Utensils	(207,730)	(215,464)
Contact Point Verification Fees (RB)	(8,625)	(27,450)
Commission Paid to NPSB	(1,552,290)	-
Priority Pass Expense	(86,750)	-
Miscellaneous Expenses	(27,332,579)	(11,654,713)
Publicity and Advertisement	(5,657,542)	(920,144)
Rent, Taxes, Insurance, Lighting etc.	(110,590,086)	(93,513,763)
Legal Expenses	(1,060,179)	(1,289,933)
Postage, Telegram, Telephone	(14,996,901)	(35,317,245)
Directors Fee	(655,000)	(508,000)
Repairs and maintenance of Fixed Assets	(9,022,515)	(6,243,587)
	<u>(301,896,486)</u>	<u>(281,140,628)</u>
37 (a) Consolidated Expenses paid for Other Operating Activities		
Trust Bank Limited	(301,896,486)	(281,140,628)
Trust Bank Securities Limited	(4,889,787)	(5,875,121)
Trust Bank Investment Limited	(6,165,588)	(2,619,043)
	<u>(312,951,861)</u>	<u>(289,634,792)</u>
38 CHANGES IN OTHER OPERATING ASSETS		
Security Deposits	197,065	(124,500)
Intl. Credit Report Agency Charge	-	50,797
Encashment of Sanchaya patra awaiting reimbursement-Principal	156,285,384	(7,448,246)
Encashment of Sanchaya patra awaiting reimbursement-Interest	153,888,382	244,973,247
Encashment of WEDB awaiting reimbursement-Principal	2,618,350	(8,910,650)
Encashment of WEDB awaiting reimbursement-Interest	(3,746,413)	(18,094,686)
US\$ Premium Bond - Principal	7,970,000	(3,945,000)
US\$ Premium Bond - Interest	(2,077,061)	(1,586,988)

	January to March 31, 2017 Taka	January to March 31, 2016 Taka
US\$ Investment Bond - Principal	(4,156,950)	1,248,249
US\$ Investment Bond - Interest	(1,149,539)	5,093,505
Receivable from Exchange House	1,254,028	(4,726,998)
Advance against Capital Expenditure	(2,647,611)	51,658,557
Clearing Adjustment	(36,708,064)	(51,194,798)
Suspense Account	(325,706,471)	(97,373,540)
	(53,978,900)	109,618,949
38 (a) Consolidated Changes in Other Operating Assets		
Trust Bank Limited	(53,978,900)	109,618,949
Trust Bank Securities Limited	-	(2,647,890)
Trust Bank Investment Limited	(30,177,542)	(9,362,426)
	(84,156,442)	97,608,633
Less : Inter Company Transaction	-	-
	(84,156,442)	97,608,633
39 CHANGES IN OTHER LIABILITIES		
Sundry Creditors	(109,414,928)	(88,738,942)
Provision for Rebate of Interest	(4,214,688)	-
Others	12,029,591	5,342,683
	(101,600,025)	(83,396,259)
39 (a) Consolidated Changes in Other Operating Liabilities		
Trust Bank Limited	(101,600,025)	(83,396,259)
Trust Bank Securities Limited	(16,655,738)	271,508
Trust bank Investment Limited	(64,818,753)	57,596,261
	(183,074,516)	(25,528,490)
40 CLOSING CASH AND CASH EQUIVALENT		
Cash in hand (including foreign currencies)	3,275,615,920	3,056,183,522
Balance with Bangladesh Bank & Sonali Bank (Incl. FCs)	12,018,192,807	10,910,893,795
Balance with Other Bank and Financial Institutions	4,758,687,719	6,690,955,858
Call Loan to other Banks	960,000,000	3,700,000,000
Prize Bond	4,748,600	5,303,100
	21,017,245,046	24,363,336,275
40.a CONSOLIDATED CLOSING CASH AND CASH EQUIVALENT		
Trust Bank Limited	21,017,245,046	24,363,336,275
Trust Bank Securities Limited	139,069,472	31,120,632
Trust bank Investment Limited	-	-
	21,156,314,518	24,394,456,907

41 EXPENDITURE INCURRED FOR EMPLOYEES**Salaries, allowances and benefits**

Number of employees at 31 March 2017 was 1889; (31 December 2016 was 1877) who were in receipt of remuneration for that period which in the aggregate was not less than Tk 36,000 and those employed for a part of that year who were in receipt of remuneration of not less than TK. 3,000 per month.

42 AUDIT COMMITTEE**42.a Particulars of Audit Committee**

An audit committee has been formed by the Board of Directors of the Bank in its 64th Board meeting held on 05 February 2003. In accordance with the BRPD circular letter no. 12 dated 23 December 2002, the committee constituted with a chairman, two members and a member secretary.

As on 31 March 2017 the Honorable Members of the committee were as follows:

Name	Status with Bank	Status with committee	Educational Qualification
Mr. Shahedul Islam	Independent Director	Chairman	B.A., CS
Brig Gen Mohammad Omar Zahid, psc	Nominated Director	Member	MDS
Mr. Mohamed Naser Alam	Independent Director	Member	LLM, Bar-at-law

42.b During the period end as on 31 March 2017, the following number of meetings of the Audit Committee held with the bank's Senior Management to consider and review the Bank's Financial Statements and Risk Management:

Meeting Number
1st

Date of Meeting
6-Mar-17

42.c Following steps have been taken for implementation of an effective Internal Control Procedures of the banks:

A strong internal control & compliance division has been formed with a view to establish compliance culture and full control.

Regular review of internal and external (including Bangladesh Bank) audit reports with a view to implement the suggestion of internal and external auditors (including Bangladesh Bank), in respect of internal control techniques.

To establish an effective management system that includes planning, organizing and supervising culture in the branches as well as at head office.

Continuous monitoring & evaluation on application of internal control system, internal audit policy, policy for financial risks, existing rules and regulations (internal and external), other obligations from controlling authority, disclosure process of financial statements etc. of the bank.

Review the accounting procedures with a view to ascertain that the Bangladesh Financial Reporting Standards (BFRSs) have been applied in preparation and presentation of financial statements.

Formulation of HRM policy and other operating procedures.

43 Related Party Disclosures

Parties are considered to be related if one party has been ability to control the other party or to exercise significant influence over the other party in making financial and operating decision. Related party informations are in next page:

Sl.	Name of the Directors	Status with Bank	Entities where they have interest	% of Interest
1	Gen Abu Belal Muhammad Shafiul Huq, SBP, ndc, psc, Chief of Army Staff	Chairman (Representing Army Welfare Trust)	Sena Kalyan Sangstha – Chairman, Board of Trustees	Nominated
			Sena Hotel Development Ltd. – Chairman, Board of Directors	Nominated
			Bangladesh Machine Tools Factory Ltd.- Chairman, Board of Directors	Nominated
			Army Welfare Trust – Chairman, Board of Trustees	Nominated
			Trust Bank Investment Limited (TBIL), Chairman, Board of Directors	Nominated
			Military Institute of Science & Technology, Vice Chairman	Nominated
			Council of the College, Armed Forces Medical College, Chairman	Nominated
			Sena Paribar Kalyan Samiti, Chief Patron	Nominated
			Advisory Committee of Proyash, President	Nominated
			National Defence College & Defence Services Command and Staff College Governing Body, Vice Chairman	Nominated
			Bangladesh Golf Federation, President	Nominated
			Kurmitola Golf Clubs, President	Nominated
			Defence Officers Housing Scheme Committee, Chairman	Nominated
			BAIJET Comilla/BAURT Quadirabad/BAUST Saidpur, Chairman	Nominated
Bangladesh Olympic Association, President	Nominated			
Bangladesh Diesel Plant Ltd, Chairman	Nominated			
2	Maj Gen S M Matiur Rahman, afwc, psc	Vice Chairman (Nominated Director)	Sena Kalyan Sangstha- Vice Chairman, Board of Trustees	Nominated
			Sena Hotel Development Ltd.- Vice Chairman, Board of Trustees	Nominated
			Army Welfare Trust - Vice Chairman, Board of Trustees	Nominated
			Trust Transport Services, Chairman, Board of Directors	Nominated
			Army Housing Scheme, Chairman, Board of Directors	Nominated
			Governing Bodies of Cadet Colleges, Chairman	Nominated
			Trust Technical Training Institute, Chairman, Board of Directors	Nominated
			Trust Bank Investment Limited (TBIL), Vice-Chairman, Board of Directors	Nominated
			Trust Bank Securities Limited (TBSL)- Chairman, Board of Directors	Nominated
			BAIJET Comilla/BAURT Quadirabad/BAUST Saidpur, Member	Nominated
3	Brig Gen Md Jalal Ghani Khan, ndc, psc	Director (Nominated)	Cantonment Board, President	Nominated
			Shaheed Ramij Uddin Cantonment Board School & College, President	Nominated
			Trust Bank Investment Limited, Director	Nominated
4	Brig Gen Mohammad Omar Zahid, psc	Director (Nominated)	Trust Bank Securities Limited, Director & Vice Chairman	Nominated
5	Brig Gen Md Mohsin, SGP, ndc, psc	Director (Nominated)	Service	-
6	Brig Gen Md Main Ullah Chowdhury, awc, psc	Director (Nominated)	Trust Bank Investment Limited (TBIL)- Director, Board of Directors	Nominated
			Trust Bank Securities Limited (TBSL)- Director, Board of Directors	Nominated
			Army Sports Control Board, Chairman	Nominated
			BUP, DSCSC, NDC, MIST, Member	Nominated
			BKSP, Board of Member	Nominated
7	Brig Gen Mohammad Sumon Reza, psc	Director (Nominated)	Service	Nominated
8	Brig Gen Naquib Ahmed Chowdhury, BSP, ndc, psc	Director (Nominated)	Army Welfare Trust, Managing Director	Nominated
			Sena Hotel Developments Limited, Director	Nominated
			Trust Technical Training Institute, Director	Nominated
			Army Housing Scheme, Managing Director	Nominated
9	Mr. Ashrafuzzaman Khan	Independent Director	Executive Attire Limited, Managing Director	-
			Trust Bank Investment Limited-Independent Director, Board of Directors	Nominated
			Trust Bank Securities Limited-Independent Director, Board of Directors	Nominated
10	Mr. Mohamed Naser Alam	Independent Director	Matin Spining Mills Ltd., Independent Director	-
11	Mr. Shahedul Islam	Independent Director	Bengal Pacific (Pvt.) Ltd. – Managing Director	-
			Bengal Braided Rugs Limited – Managing Director	-
			Promises Medical Ltd. – Chairman	-
			Bengal Poly & Paper Sack Ltd. – Nominated Director	-
			Trust Bank Investment Limited- Independent Director, Board of Directors	Nominated

ii) Significant contracts where Bank is a party and wherein Directors have interest:

Nature of Contract	Branch Name	Name of Directors and related by
Lease Agreement with Army Welfare Trust	Principal Branch	Gen Abu Belal Muhammad Shafiul Huq, SBP,ndc, psc,Chief of Army Staff Chairman, Board of Trustees, Army Welfare Trust
		Maj Gen S M Matiur Rahman, afwc, psc Vice Chairman, Board of Trustees, Army Welfare Trust
		Brig Gen Md Jalal Ghani Khan, ndc, psc Managing Director , Army Welfare Trust
Lease Agreement with Sena Kalyan Sangstha	Sena Kalyan Bhaban Branch Khulna Branch Tongi Branch	Gen Abu Belal Muhammad Shafiul Huq, SBP,ndc, psc,Chief of Army Staff Chairman, Board of Trustees, Sena Kalyan Sangstha
		Maj Gen S M Matiur Rahman, afwc, psc Vice chairman, Board of Trustees, Sena Kalyan Sangstha.
Lease Agreement with Sena Paribar Kalyan Samiti	Head Office Millenium Corporate Branch	Gen Abu Belal Muhammad Shafiul Huq, SBP,ndc, psc,Chief of Army Staff Chief Patron, Sena Paribar Kalyan Samiti
Advertisement Agreement with Army Welfare Trust	Head Office	Gen Abu Belal Muhammad Shafiul Huq, SBP,ndc, psc,Chief of Army Staff Chairman, Board of Trustees, Army Welfare Trust
		Maj Gen S M Matiur Rahman, afwc, psc Vice Chairman, Board of Trustees, Army Welfare Trust
		Brig Gen Md Jalal Ghani Khan, ndc, psc Managing Director , Army Welfare Trust

iii) Shares issued to Directors and Executives without consideration or exercisable at discount: Nil

iv) Related party Transactions:

1. The significant Related party transactions during the year were as follows:

a) Transactions relating to rent

Name of the Company/Person	Nature of Relation ship	Nature of Transactions	Amount of transaction made during the Period
Army Welfare Trust	Common Director	Office Rent	5,016,375
Sena Kalyan Sangstha	Common Director	Office Rent	3,244,121
Sena Paribar Kalyan Samiti	Common Director	Office Rent	15,316,125

b) Transactions with Subsidiaries:

Bank balance of subsidiaries with Trust Bank Limited

Name of the Subsidiaries	Nature of Account	Balance as on 31 March 2017
Trust Bank Investmetn Ltd.	Special Notice Deposit (SND) and Current Account	317,781,136
Trust Bank Securiries Ltd.	Special Notice Deposit (SND) and Current Account	13,148,943

v) Lending Policies to related Parties:

Related parties are allowed Loans & Advances as per General Loan Policy of the Bank.

vi) Loan and Advances to Directors and their related concern: 357,606,100

vii) Business other than banking business with any related concern of the Directors as per Section 18(2) of the Bank Companies Act – 1991:

Name of Party	Relationship	Name of transaction	Amount
Trust Securities & Logistic Support Ltd.	Common Director	Securities Services to the Bank	76,225,371

viii) Investments in the Securities of Directors and their related concern: Nil

43.1 The Bank's Directors' loan and advances as have been shown above in serial no. f, fall within purview of scheme loan launched for the defense officers for house building purposes.

44 FINANCIAL HIGHLIGHTS

As per BRPD Circular # 14, dated 25 June 2003, Financial Highlights of the Bank for the quarter ended on 31 March 2017 has been shown in Annexure - C.

Schedule of Balance with Other Banks-Outside Bangladesh (Nostro Accounts)

Name of the Bank	Name of the foreign currency	31.03.2017			31.12.2016		
		Amount in foreign currency	Exchange rate as on 31.03.2017	Total amount equivalent to Taka	Amount in foreign currency	Exchange rate as on 31.12.2016	Total amount equivalent to Taka
Mashreqbank psc, USA	USD	2,894,446.07	80.50	233,002,909	5,131,661.38	79.70	408,993,413
Standard Chartered Bank, USA	USD	13,669,623.04	80.50	1,100,404,655	11,662,237.94	79.70	929,480,364
ICICI Bank Ltd., Hongkong	USD	3,671,530.06	80.50	295,558,170	3,235,337.53	79.70	257,856,401
Commerz Bank, AG Germany	USD	3,346,752.38	80.50	269,413,567	4,607,652.95	79.70	367,229,940
Habib Bank Limited	USD	75,925.06	80.50	6,111,967	75,925.06	79.70	6,051,227
Sonali Bank Ltd. UK	USD	7,732.73	80.50	622,485	7,920.97	79.70	631,301
United Bank Of India	USD	395,035.05	80.50	31,800,321	471,331.85	79.70	37,565,148
Commerzbank Ag, Frankfurt, Germany	AUD	62,901.29	63.53	3,995,930	42,106.67	59.25	2,494,715
Standard Chartered Bank, UK	GBP	302,832.80	101.83	30,835,950	84,703.94	99.06	8,390,696
Sonali Bank Ltd. UK	GBP	2,061.25	101.83	209,887	6,625.43		656,309
Standard Chartered Bank, Japan	YEN	3,435,047.00	0.75	2,588,651	85,323.00		60,852
Commerzbank Ag, Frankfurt, Germany	YEN	6,539,487.00	0.75	4,928,157	1,157,669.00		825,650
Standard Chartered Bank, UK	EURO	295,086.26	88.81	26,206,463	261,676.02	84.81	22,191,775
ICICI Bank Ltd., Mumbai, India	EURO	17,456.19	88.81	1,550,276	17,456.19	84.81	1,480,395
Sonali Bank Ltd. UK, EURO	EURO	4,505.22	88.81	400,106	9,243.88	84.81	783,939
Commerz Bank, AG Germany	EURO	302,491.10	88.81	26,864,083	72,305.41	84.81	6,131,954
ICICI Bank Ltd., Mumbai, India	ACU	1,043,966.06	80.50	84,039,268	667,144.42	79.70	53,171,410
AB Bank, Mumbai, India	ACU	1,096,480.92	80.50	88,266,714	1,031,632.51	79.70	82,221,111
Mashreqbank, Mumbai, India	ACU	678,821.29	80.50	54,645,114	537,368.76	79.70	42,828,290
Standard Chartered Bank, Mumbai, India	ACU	417,160.01	80.50	33,581,381	545,165.26	79.70	43,449,671
Bank Aljazira	SAR	99,985.00	21.72	2,171,574	99,985.00	21.50	2,149,498
Habib Bank, Zurich	CHF	89,265.03	81.51	7,275,636	41,455.13	78.46	3,252,582
Total				2,304,473,264			2,277,896,641

**Schedule of Fixed Assets
As at 31 March 2017**

PARTICULARS	COST				DEPRECIATION				WRITTEN DOWN VALUE at 31 March 2017
	Balance on 1 January 2017	Additions during the period	Disposal/ adjustment during the period	Balance at 31 March 2017	Balance on 1 January 2017	Charge for the period	Disposal/ adjustment during the period	Balance at 31 March 2017	
	Taka	Taka	Taka	Taka	Taka	Taka	Taka	Taka	Taka
Leasehold Land	160,469	-	-	160,469	-	-	-	-	160,469
Office Building	12,680,000	-	-	12,680,000	2,519,016	63,510	-	2,582,526	10,097,474
Furniture and Fixtures	213,329,351	1,570,056	1,968,968	212,930,439	83,236,554	3,807,168	1,027,676	86,016,046	126,914,393
Office Equipment	891,565,175	8,462,359	1,321,810	898,705,724	612,843,787	28,735,603	1,321,804	640,257,586	258,448,138
Motor Vehicles	79,837,795	-	-	79,837,795	66,832,169	1,627,518	-	68,459,687	11,378,108
Office Renovation	570,330,886	255,382	1,103,493	569,482,775	200,398,337	11,073,360	990,435	210,481,262	359,001,513
31 March 2017	1,767,903,676	10,287,797	4,394,271	1,773,797,202	965,829,863	45,307,159	3,339,915	1,007,797,107	766,000,095
31 December 2016	1,612,789,420	167,927,700	12,813,444	1,767,903,676	785,238,006	187,556,465	6,964,608	965,829,863	802,073,813

Financial Highlights

SI No	Particulars	Base	31.03.2017	31.12.2016
1	Paid up Capital	Taka	5,063,329,240	5,063,329,240
2	Total Capital	Taka	20,281,913,316	19,797,750,454
3	Capital surplus/(deficit)	Taka	5,644,126,732	6,858,196,846
4	Total Assets	Taka	205,532,563,710	210,241,516,718
5	Total Deposits	Taka	167,061,727,063	173,059,881,651
6	Total Loans and Advances	Taka	154,601,439,616	141,987,433,313
7	Total Contingent Liabilities and Commitments	Taka	65,062,017,359	61,427,606,181
8	Credit Deposit Ratio	%	83.45	82.05
9	Percentage of classified loans against total loans and advances	%		3.21
10	Profit after tax and provision	Taka	478,985,250	494,859,428
11	Amount of classified loans during current year	Taka	613,649,044	967,619,180
12	Provisions kept against classified loan	Taka	2,017,273,000	1,694,673,290
13	Provision surplus/(deficit)	Taka	407,110,562	22,955,379
14	Cost of fund	%	4.75	5.02
15	Interest earning Assets	Taka	172,720,593,567	168,285,817,880
16	Non-interest earning Assets	Taka	32,811,970,143	41,955,698,838

SI No	Particulars	Base	January to March 31, 2017	January to March 31, 2016
17	Return on Investment (ROI)	%	2.36	3.43
18	Return on Asset (ROA)	%	0.23	0.27
19	Income from Investment	Taka	518,099,570	501,569,904
20	Earning per Share (EPS)	Taka	0.95	0.98
21	Net income per Share	Taka	0.95	0.98
22	Price Earning Ratio	Times	25.37	17.68
23	Net Asset Value (NAV)	Taka	11,638,138,606	9,972,559,018
24	Net Operating Cash Flow Per Share (NOCFPS)	Taka	(35.47)	12.13

**Balance Sheet of Islami Banking Division
As at 31 March 2017**

	31.03.2017 Taka	31.12.2016 Taka
PROPERTY AND ASSETS		
Cash		
Cash in hand (including foreign currencies)	22,253,394	7,670,018
Balance with Bangladesh Bank and its agent bank(s) (including foreign currencies)	1,012,284,935	890,819,111
	1,034,538,329	898,489,129
Balance with other banks and financial institutions		
In Bangladesh	587,411,857	2,095,966,428
Outside Bangladesh	-	-
	587,411,857	2,095,966,428
Placement with banks and other financial institution		
	-	-
Investments in Shares and Securities		
Government	800,000,000	750,000,000
Others	255,102,656	264,651,921
	1,055,102,656	1,014,651,921
Investments		
General Investments etc.	12,968,104,558	11,412,941,714
Bills purchased and discounted	333,340,703	418,807,719
	13,301,445,261	11,831,749,433
Fixed assets including premises		
	-	-
Other assets		
	39,044,263	46,193,616
Non-banking assets		
	-	-
Total Assets:	16,017,542,366	15,887,050,527
LIABILITIES AND CAPITAL		
Liabilities:		
Placement from banks and other financial institutions	832,679,882	1,168,771,633
Deposits and other accounts:		
Al-wadeeah Current Accounts and Other Deposit Accounts	973,664,199	1,200,365,315
Mudaraba Savings Deposits	1,482,543,089	1,360,653,375
Mudaraba Term Deposits	11,833,343,945	11,236,301,432
Other Mudaraba Deposits	-	-
Bills Payable	4,995,203	883,543
	14,294,546,436	13,798,203,665
Other liabilities		
	789,726,184	625,158,483
Total Liabilities:	15,916,952,502	15,592,133,781
Capital/Shareholders' Equity		
Paid up Capital	-	-
Foreign Currency Transaction Difference	-	-
Statutory Reserve	-	-
Other Reserve	-	-
Retained Earnings	100,589,864	294,916,746
Total Shareholders' Equity	100,589,864	294,916,746
Total Liabilities and Shareholders' Equity	16,017,542,366	15,887,050,527

Profit and Loss Account of Islami Banking Division
For the period from January to March 31, 2017 (First Quarter)

	31.03.2017	31.12.2016
	Taka	Taka
Investment Income	290,508,055	1,123,890,401
Profit paid on deposits	186,959,417	734,191,074
Net Investment Income	103,548,638	389,699,327
Income from investments in Shares/Securities	6,572,607	30,872,833
Commission, exchange and brokerage	18,314,794	64,841,784
Other operating income	7,409,459	27,478,235
	32,296,860	123,192,852
Total operating income	135,845,498	512,892,179
Salaries and allowances	8,989,073	37,657,338
Rent, taxes, insurance, electricity, etc.	105,000	310,276
Legal expenses	-	-
Postage, stamps, telecommunications, etc.	19,792	96,411
Stationery, printing, advertisement etc.	6,270	75,953
Chief Executive's Salary & Fees	-	-
Directors' Fees and Expenses	-	-
Shariah Supervisory Committee's Fees and Expenses	15,000	90,000
Auditors' Fees	-	-
Changes in Investment Losses	-	-
Depreciation and repair to bank's assets	-	-
Zakat Expenses	-	-
Other expenses	1,126,500	3,412,955
Total operating expenses	10,261,635	41,642,933
Profit before provision	125,583,863	471,249,246
Provision for loans & advances / Investments	17,985,500	116,683,500
Provision for Diminution in value of Investment	-	-
Other provision	7,008,500	59,649,000
	24,994,000	176,332,500
Total Profit before Taxes	100,589,863	294,916,746

Cash Flow Statements of Islami Banking Division
For the period from January to March 31, 2017 (First Quarter)

	31.03.2017	31.12.2016
	Taka	Taka
A. Cash flow from operating activities		
Interest/Investment Income received in cash	298,401,755	1,127,731,168
Interest/Profit paid on Deposits	(186,959,417)	(734,191,074)
Dividend receipts	-	6,545,985
Fees and commission receipts in cash	-	-
Recoveries of written off Loans/Investments	-	-
Cash paid to employees	(8,989,073)	(37,657,338)
Cash paid to suppliers	-	-
Income Taxes paid	-	-
Received from other operating activities (item-wise)	32,296,860	116,646,867
Payments for other operating activities (item-wise)	(1,272,562)	(3,985,595)
Operating profit before changes in operating Assets and Liabilities	133,477,563	475,090,013
Increase/(Decrease) in operating assets & liabilities		
Statutory Deposits	-	-
Net Investment in trading securities	9,549,265	3,138,821
Loan & advance/Investments to other banks	-	-
Loan & advance/Investments to customers	(1,469,695,828)	(2,650,631,670)
Other assets (item-wise)	(744,346)	475,842,524
Deposits from other banks	-	-
Deposits from customers	496,342,771	1,413,105,811
Other liabilities account of customers	-	-
Trading liabilities	-	-
Other liabilities (item-wise)	(155,343,045)	(344,108,619)
Net cash from operating activities (A)	(986,413,620)	(627,563,120)
B. Cash flow from investing activities		
Proceeds from sale of securities	-	-
Payments for purchase of government securities	(50,000,000)	-
Purchase of property, plant & equipment	-	-
Purchase of intangible assets	-	-
Sale of property, plant & equipment	-	-
Net cash from investing activities (B)	(50,000,000)	-
C. Cash flow from financing activities		
Increase/(Decrease) in Borrowing:		
Call loan	-	-
Other borrowings	(336,091,751)	741,369,376
Share Capital A/c	-	-
Share Premium A/c	-	-
Net cash from financing activities (C)	(336,091,751)	741,369,376
D. Net increase in Cash and Cash Equivalent (A+B+C)	(1,372,505,371)	113,806,256
E. Effects of exchange rate changes on cash and cash equivalents	-	-
F. Opening Cash and Cash Equivalent	2,994,455,557	2,880,649,301
Cash and cash equivalents at end of period (D+E+F)	1,621,950,186	2,994,455,557

TRUST BANK LIMITED
Offshore Banking Unit
Balance Sheet
as of 31 March 2017

	31.03.2017		31.12.2016
	USD	Taka	Taka
PROPERTY AND ASSETS			
Cash			
Cash in hand (including foreign currencies)	-	-	-
Balance with Bangladesh Bank and its agent bank(s) (including foreign currencies)	-	-	-
Balance with other banks and financial institutions			
In Bangladesh	-	-	-
Outside Bangladesh	56,579.97	4,554,688	9,246,541
	56,579.97	4,554,688	9,246,541
Money at call and short notice			
Investments			
Government	-	-	-
Others	-	-	-
Loans and Advances/Islami Banking Investments			
Loans, Cash Credit, Overdrafts etc./ Investment	9,304,038.17	748,975,073	763,212,701
Bills purchased and discounted	35,022,554.44	2,819,315,632	2,137,409,487
	44,326,592.61	3,568,290,705	2,900,622,188
Fixed assets including premises, furniture and fixtures			
	-	-	-
Other assets			
	25,699.15	2,068,782	6,955,750
Non-banking assets			
	-	-	-
Total Assets	44,408,871.73	3,574,914,175	2,916,824,479
LIABILITIES AND CAPITAL			
Liabilities			
Borrowings from other banks, financial institutions and agents	29,987,045.39	2,413,957,154	1,354,358,493
Deposits and other accounts			
Current / Al-wadeeah Current Accounts and other Accounts	14,034,057.30	1,129,741,613	1,518,042,553
Bills Payable	-	-	-
Savings Bank / Mudaraba Savings Deposits	-	-	-
Fixed Deposits / Mudaraba Term Deposits	-	-	-
Bearer Certificates of Deposit	-	-	-
Other Deposits	-	-	-
	14,034,057.30	1,129,741,613	1,518,042,553
Other liabilities	241,957.00	19,477,539	-
Total Liabilities	44,263,059.69	3,563,176,306	2,872,401,046
Capital/Shareholders' Equity			
Paid up Capital	-	-	-
Foreign Currency Transaction Difference	-	134,876	222,950
Statutory Reserve	-	-	-
Other Reserve	-	-	-
Retained Earnings	145,812.04	11,602,993	44,200,483
Total Shareholders' Equity	145,812.04	11,737,869	44,423,433
Total Liabilities and Shareholders' Equity	44,408,871.73	3,574,914,175	2,916,824,479

TRUST BANK LIMITED
Offshore Banking Unit
Profit and Loss Account
For the year ended as of 31 March 2017

	31.03.2017		31.12.2016
	USD	Taka	Taka
Interest income / Profit on Investment	503,428.92	40,060,356	152,901,658
Interest / Profit paid on deposits and borrowings etc.	356,863.88	28,397,443	108,458,517
Net interest income	146,565.04	11,662,913	44,443,141
Income from investments	-	-	-
Commission, exchange and brokerage	-	-	-
Other operating income	-	-	-
	-	-	-
Total operating income	146,565.04	11,662,913	44,443,141
Salaries and allowances	-	-	-
Rent, taxes, insurance, electricity, etc.	-	-	-
Legal expenses	-	-	-
Postage, stamps, telecommunications, etc.	-	-	-
Stationery, printing, advertisement etc.	-	-	-
Managing Director's salary and benefits	-	-	-
Directors' fees	-	-	-
Auditors' fee	-	-	-
Charges on loan losses	-	-	-
Depreciation and repair of bank's assets	-	-	-
Other expenses	753.00	59,920	242,658
Total operating expenses	753.00	59,920	242,658
Profit before provision	145,812.04	11,602,993	44,200,483
Provision for loans & advances / Investments	-	-	-
Provision for Diminution in value of Investment	-	-	-
Other provision	-	-	-
	-	-	-
Total Profit before Taxes	145,812.04	11,602,993	44,200,483
Provision for Taxation			
Current tax	-	-	-
Deferred tax	-	-	-
	-	-	-
Net Profit after Taxation	145,812.04	11,602,993	44,200,483
Appropriations			
Statutory Reserve	-	-	-
General reserve	-	-	-
	-	-	-
Retained surplus	145,812.04	11,602,993	44,200,483

TRUST BANK LIMITED
Offshore Banking Unit
Cash Flow Statements
For the year ended as of 31 March 2017

	31.03.2017		31.12.2016
	USD	Taka	Taka
A. Cash flow from operating activities			
Interest received in cash	503,428.92	40,060,356	152,901,658
Interest payments	(356,863.88)	(28,397,443)	(108,458,517)
Dividend receipts	-	-	-
Fees and commission receipts in cash	-	-	-
Recoveries of loans previously written off	-	-	-
Cash paid to employees	-	-	-
Cash paid to suppliers	-	-	-
Income Taxes paid	-	-	-
Received from other operating activities (item-wise)	-	-	-
Payments for other operating activities (item-wise)	(753.00)	(59,920)	(242,658)
Operating profit before changes in operating Assets and Liabilities	145,812.04	11,602,993	44,200,483
Increase/(Decrease) in operating assets & liabilities			
Statutory Deposits	-	-	-
Net Investment in trading securities	-	-	-
Loan & advance to other banks	-	-	-
Loan & advance to customers	(13,790,843.61)	(667,668,517)	(489,824,805)
Other assets (item-wise)	(25,699.15)	4,886,968	(6,955,750)
Deposits from other banks	13,488,914.30	(388,300,940)	1,475,003,513
Deposits from customers	-	-	-
Other liabilities account of customers	-	-	-
Trading liabilities	-	-	-
Other liabilities (item-wise)	241,957.00	19,477,539	-
Net cash from operating activities (A)	60,140.58	(1,020,001,957)	1,022,423,441
B. Cash flow from investing activities			
Proceeds from sale of securities	-	-	-
Payments for purchase of government securities	-	-	-
Purchase of property, plant & equipment	-	-	-
Purchase of intangible assets	-	-	-
Sale of property, plant & equipment	-	-	-
Net cash from investing activities (B)	-	-	-
C. Cash flow from financing activities			
Increase/(Decrease) in Borrowing:			
Call loan	182,160.39	1,059,598,661	(998,737,178)
Re-Purchase agreement (REPO)	-	-	-
Other borrowings	-	-	-
Share Capital A/c	-	-	-
Share Premium A/c	-	-	-
Profit transfer to Head Office	(420,037.00)	(44,200,483)	(33,119,918)
Net cash from financing activities (C)	(237,876.61)	1,015,398,178	(1,031,857,096)
D. Net increase in Cash and Cash Equivalent (A+B+C)	(177,736.03)	(4,603,779)	(9,433,655)
E. Effects of exchange rate changes on cash and cash equivalents	-	(88,074)	180,948
F. Opening Cash and Cash Equivalent	234,316.00	9,246,541	18,499,248
G. Cash and cash equivalents at end of year (D+E+F)	56,579.97	4,554,688	9,246,541